

RCI VR166







Surface mounted vertical rod strike for Pullman latch.



Simple locking solution for surface vertical rod exit devices having a Pullman style latch.

Features

- A small footprint vertical rod strike to be used in single or double-door applications.
- This simple design requires a 63 mm x 33 mm cut-out in the frame.
- Total footprint of the strike does not exceed 104 mm x 50 mm x 16 mm.
- Horizontal adjustability of 8 mm for frame and door variations.
- Solenoid activated.
- Designed and suited to a minimum 52 mm (2-1/16") backset of the top latch.
- UL294 Listed for Access Control Unit Accessory (6th Edition).
- UL1034 burglary-resistant Listed.

	Energy 210mA ¹ Field-Selectable 12/24VDC, 12-24VAC		Strength 1,500lbf Static 70ft-lb Dynamic
	Warranty 5 Year Limited Warranty		Mode Fail-Secure
	Endurance 250,000 Cycles		Monitoring Optional Latch & Keeper Monitor Model Available

¹Max at 12VDC



© dormakaba 2018 Information on this sheet is intended for general use only. dormakaba reserves the right to alter designs and specifications without notice or obligation. Printed in Canada.

dormakaba Canada Inc.
65 Struck Court
Cambridge, Ontario
Canada N1R 8L2
1-800-265-6630
sales_RCI@dormakaba.com
dormakaba.us

ZLVR166-0119