

PASSIVE INFRARED SENSOR

CE PA-15WE (Wide Angle : for 15m)

N1702 PA-30NE (Long Range : for 30m)



Wall mount (PA-15WE)

SUGGESTED APPLICATIONS

- For simple outdoor security
- For activating surveillance
- For activating recorded announcement
- As a sensor switch to external automating devices



Ceiling mount (PA-30NE)

SMART LOOKING EXTERNAL PIR SENSOR

OUTDOOR/SEMI-OUTDOOR INSTALLATIONS AVAILABLE

Rainproof structure enables outdoor and semi-outdoor installations as well as indoor. Moreover, ceiling, wall and pole mounts are obtainable.

The pitch of the mounting base fits flush mount boxes available on the market.

WELL-DESIGNED FOR EXTERIOR USE

Unique and smart designed unit blends well with most surroundings both indoor and outdoor.

FOR SIMPLE EXTERNAL SECURITY

The unit can be used in the site where beam sensors are not suitable. However, please note the unit is not suitable for high security installations.

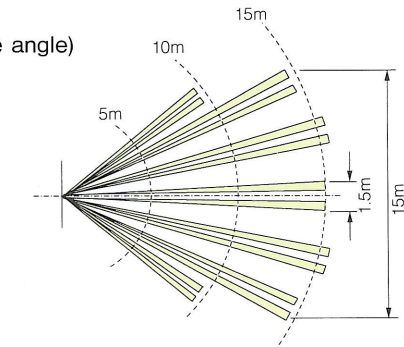
EASY ANGLE ADJUSTMENT

New mechanism allows simple angle adjustments.

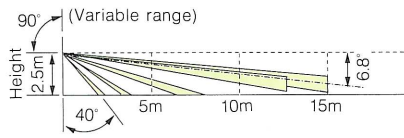
- LED for visual operation check (Lights on detection)
- Ceiling and wall mount (Pole mount optional)
- Wide coverage (Wide angle 15m × 15m, Long range 30m)

PASSIVE INFRARED SENSOR

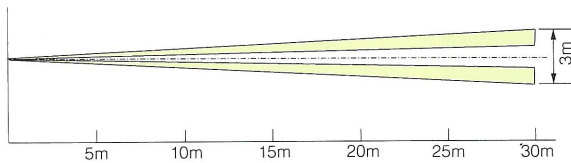
■ Coverage (PA-15WE Wide angle) ● Top view



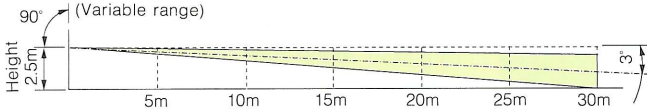
● Side view



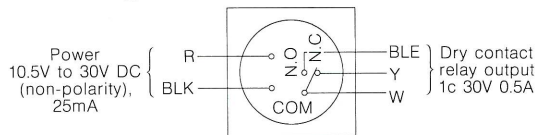
(PA-30NE Long range) ● Top view



● Side view




■ Terminal arrangement

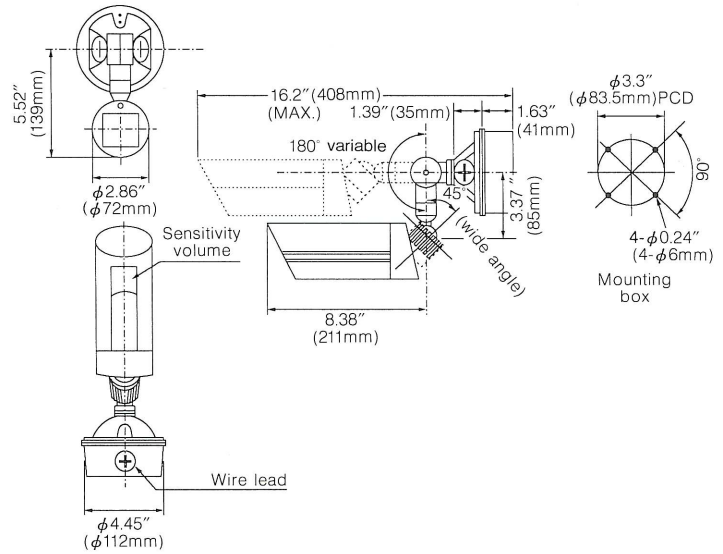


■ Optional

- Pole attachment (BP-01)
- Pole attachment (BP-02)
- Vise (BV-03)



■ External dimensions



■ Specifications

Passive infrared sensor		
Model	PA-15WE	PA-30NE
Detection system	Passive infrared	
Sensitive zone	24(12 pairs)	2(1 pair)
Coverage	Wide angle (Max.50'(15m))	Long range (Max.100'(30m))
Alarm output	Dry contact relay 1c Reset: approx.2sec. Contact capacity:30V,0.5A(resistant load)	
Operation LED	Red LED(Lights when sensor detects)	
Supply voltage	10.5VDC to 30VDC (non-polarity)	
Current consumption	25mA or less	
Ambient temperature range	-20°C to +50°C (-2°F to +122°F)	
Mounting position	Indoor/Outdoor(Rain-proof)	
Connection	Lead wire	
Weight	500g (17.5oz)	
Appearance	Sensor:PC resin(ivory) Mounting portion:AES resin(dark gray)	

The specifications are subject to change without notice.

Please note: PULNiX passive infrared sensor is designed to detect infrared energy variation caused by the presence of a human body. Therefore note that similar variations in conditions in the coverage, due to other reasons, may cause the sensor to create a signal as it is unable to distinguish between the sources.

Moving objects with heat source (wind, fallen leaves, small animals) may cause the sensor to create a signal. Avoid using the unit for high security applications.

Please note: This sensor is designed to detect passing objects and to initiate a signal; it is not a burglary-preventing device. PULNiX is not responsible for damage or losses caused by accident, theft, Acts of God (including inductive lightning), abuse, misuse, abnormal usage, faulty installation or improper maintenance. Regular maintenance and inspection (at least annually) by the installer and frequent testing by the user are vital to continuous satisfactory operation of any alarm system.

LEAF 07-99P10-3

PULNiX

In Japan

Takenaka Engineering Co., Ltd
60-1, Ohbayashi-cho,
Kitakazan, Yamashina-ku,
Kyoto 607-8482, Japan
Tel : 81-75-501-6651
Fax : 81-75-593-3816
<http://www.takeex.co.jp/>

In the U.S.

Pulnix Sensors Inc.
1330 Orleans Drive
Sunnyvale,
CA 94089, U.S.A.
Tel : 408-747-0100
Fax : 408-734-1100
<http://www.pulnixsensors.com/>

In Australia

Pulnix Sensors Inc.
Unit 16, 35 Garden Road,
Clayton, Victoria 3168,
Australia
Tel : 03-9546-0533
Fax : 03-9547-9450
<http://www.pulnixsensors.com.au/>

Pulnix Sensors Inc.
Brisbane office : 1/50 Logan
Road, Woollongabba
Queensland
4102, Australia
Tel : 07-3891-3344
Fax : 07-3891-3355

In the U.K.

Pulnix Europe Ltd.
Pulnix House, Aviary Court,
Wade Road, Basingstoke,
Hampshire. RG24 8PE, U.K.
Tel : 01256-475555
Fax : 01256-466268

In Germany

Pulnix Europe Ltd.
Industriepark Steinbruch 5,
63755 Alzenau Germany
Tel : 06023-4666/06023-4668
Fax : 06023-4667