



CATALOG









09/10

ON-Q HOME SYSTEMS
PRODUCT CATALOG





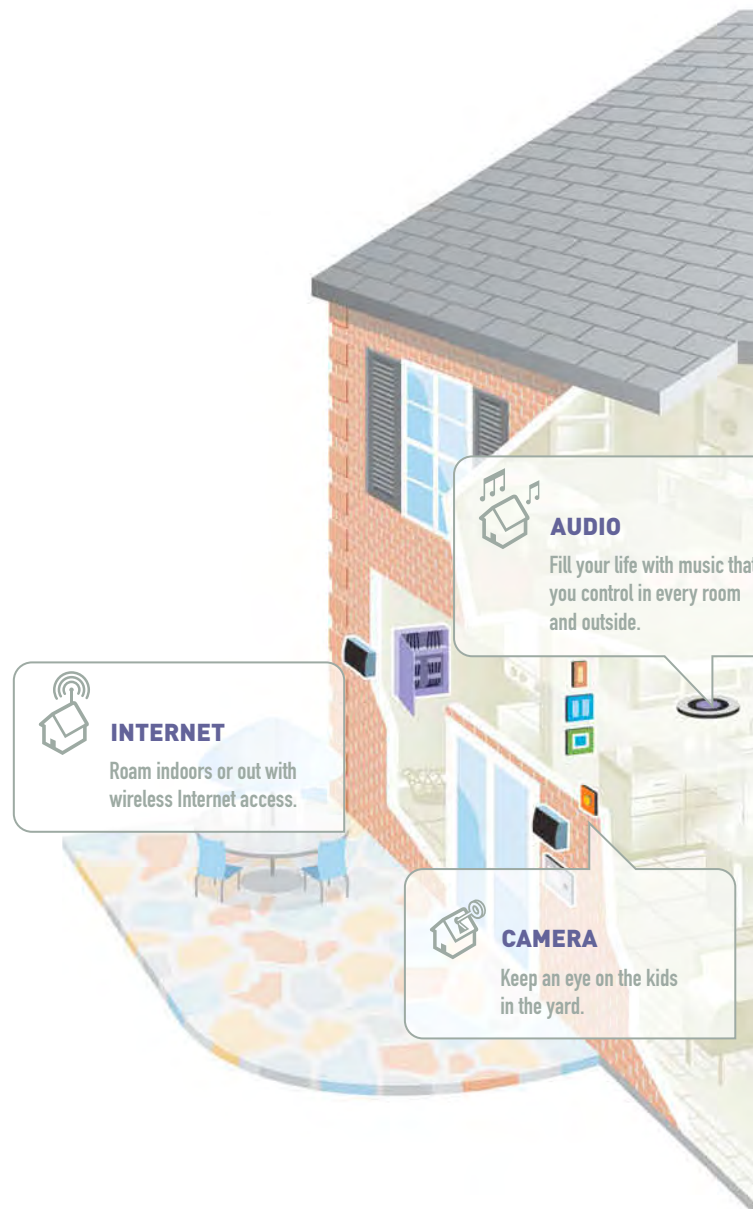
Table of Contents

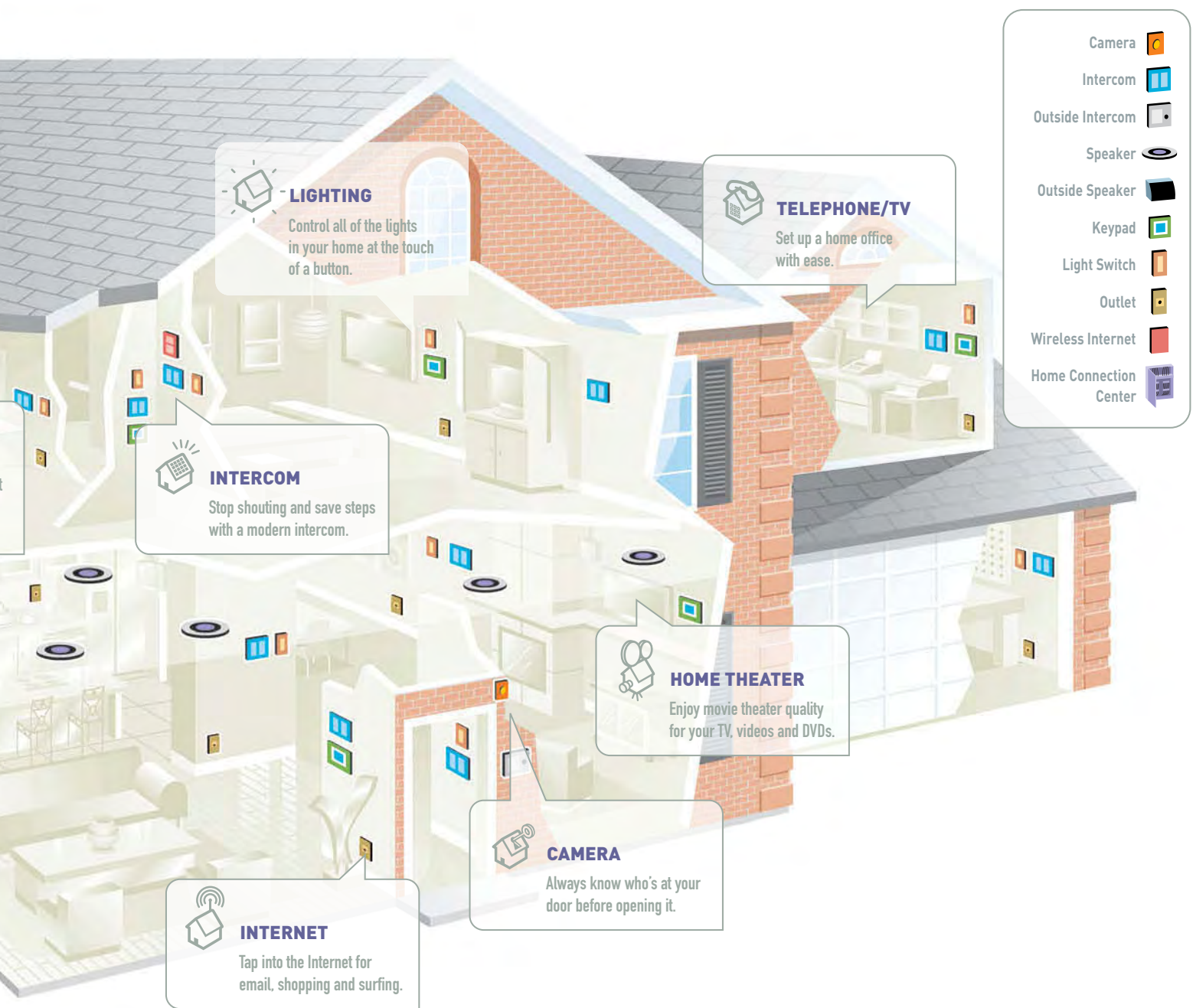
	INFRASTRUCTURE	22
	Enclosures	24
	Connectivity	31
	Power Management	39
	tecCenters	44
	ceLAN and iLAN	46
	Panel Assemblies	48
	Modules	52
	UNITY HOME SYSTEM	58
	System Modules	62
	Interfaces	64
	ENTERTAINMENT	66
	lyriQ in Studio Design	68
	lyriQ in Classic Design	74
	Speakers	82
	Video	92
	COMMUNICATIONS	98
	Selective Call Intercom	100
	Broadcast Intercom	104
	Data Networking	108
	Telephone	111
	COMFORT	116
	Cameras	118
	Lighting	125
	SOLUTIONS	130
	Unity	132
	Entertainment	136
	Communications	142
	Comfort	148
	SUPPORT & TOOLS	154
	Installer Program	156
	Builder Program	158
	Marketing Tools	160

About Home Systems

Home Sys·tems: |hōm 'sistəms|
Technology products integrated together to create an extraordinary living experience.

Legrand Home Systems are lifestyle solutions designed to satisfy your homeowners' desires. By consolidating telephone, networking, video, intercom, and other home technologies into a single Cat 5-based "structured wiring" system, you get easily upgradable amenities that not only enhance your homeowners' quality of life now, but greatly increase the value and ease of upgrades for their home in the future.





LIGHTING
Control all of the lights in your home at the touch of a button.











TELEPHONE/TV
Set up a home office with ease.

INTERCOM
Stop shouting and save steps with a modern intercom.

HOME THEATER
Enjoy movie theater quality for your TV, videos and DVDs.

CAMERA
Always know who's at your door before opening it.

INTERNET
Tap into the Internet for email, shopping and surfing.

- Camera 
- Intercom 
- Outside Intercom 
- Speaker 
- Outside Speaker 
- Keypad 
- Light Switch 
- Outlet 
- Wireless Internet 
- Home Connection Center 

A Home Systems Solution for Every Need and Every Budget

We've taken our innovative, award-winning products and created packages that are easy to understand and simple to sell.

Homeowners can select from a wide variety of upgrades, tailored specifically to meet their lifestyle needs, in the categories of entertainment, communications, and comfort.

Our broad list of options enables homeowners to create any type of home networking solution – from a simple starter system to a higher end custom installation.

And we provide everything you need to help them do it.

Everything You Need To Grow Your Business

We supply the essential tools you'll need to promote, educate, and sell your customers on the benefits of Legrand Home Systems. Become a partner and we'll provide you with custom web pages, installation and sales training, custom literature, and much, much more.



Custom Web Pages



Installation and Sales Training
















Custom Literature



Web Tools

Turn to page 130 for everything you need to engage your customers. Use our solutions to show how On-Q products can change their lifestyles and make their dreams come true.

 UNITY HOME SYSTEM	 ENTERTAINMENT	 COMMUNICATIONS	 COMFORT
	 MUSIC	 INTERNET	 LIGHTING
	 HOME THEATER	 TELEPHONE	 SECURITY
	 TELEVISION	 INTERCOM	



Product Feature Infrastructure

Start with a strong foundation.


From innovative enclosures to high-performance connection outlets, On-Q products guarantee a smooth installation.



42" Enclosure



HDMI 2-Port Strap



Studio Wall Plate

See Page 22



Product Feature Entertainment

Take entertainment to a whole new level.

From amazing audio to movie theater quality surround sound, On-Q entertainment products offer your customers all the top entertainment choices with none of the connection complications.



LyriQ Keypad in Studio Design



evoQ 7000 Series Center Channel Speaker



LyriQ Distribution Module



LyriQ Flush-Mount Single Source Input

See Page 66



Product Feature Communications

Help your customers get connected.


From stylish intercoms to easy Internet access, On-Q communications products provide the features your customers need to keep their families and home businesses communicating efficiently.



Selective Call Intercom Room Unit



Wireless Access Point



4-Port Router/Switch



Selective Call Intercom Video Door Unit

See Page 98



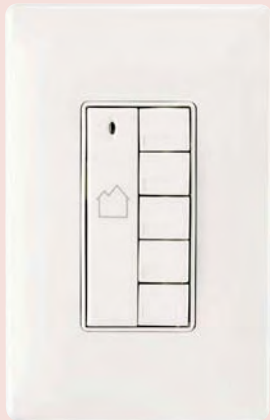
Product Feature **Comfort**

Give your customers
peace of mind.

From cameras to lighting controls, On-Q comfort products make your customers' homes respond to their needs and lifestyle.



LCD Console



In-Wall Whole House Scene Controller



Ball Camera

See Page 116



“ The Unity Home System from Legrand brings families closer with integrated multi-room audio, intercom, camera monitoring and messaging in any room. Designed for plug-and-play installation. And exclusively optimized for the 2,000 to 4,000-sq.ft. home. Unity. Bringing your customers together with the control they’ve always dreamed of. ”



UNITY




 legrand®

THE UNITY HOME SYSTEM

The newest addition to the Studio Collection, the Unity Home System combines the three most popular stand-alone systems in the industry – multi-room audio, intercom, and camera – to give users one integrated home system that’s easily controlled via a powerful graphical user interface.

Unity is designed to be easy to install. It utilizes RJ45 connections and requires no programming – but allows for maximum personalization – giving you a powerful upgrade that your customers won’t be able to live without.



THE INTEGRATION MODULE

The Heart of the Unity Home System


The Integration Module acts as the heart and brain of Unity by replacing the many modules needed in the past to offer truly integrated home systems. And, as with all On-Q products, the installation of a Unity Home System is plug-and-play. The Integration Module requires absolutely no programming while allowing a robust set of personalization options. It is also able to receive software updates that will enhance the user experience and increase profit opportunities for the installer.

THE USER INTERFACE

A Tangible View of the Unity Home System

The user interface provides a homeowner window into the Unity Home System. The primary interface is the 7" LCD Console. This interface offers the most functionality, as it is able to act as an intercom unit, allows viewing of all connected cameras, and gives the user full control of the audio throughout the home. It also enables the ability to leave a message for any intercom unit on the system.

Any TV can also be converted into an interface using the TV Display Interface. This decorator-style, single-gang device wires back to the Integration Module and into the TV, providing the ability to view cameras and control audio throughout the home.



Both interface options are controllable via an On-Q Home Systems Remote and can be programmed at the interface or through the easy-to-use web set-up function.



MUSIC

The Unity Home System gives the user ultimate control over the music in their home. When a multi-room audio system is incorporated into the Unity Home System, users are able to name the zones and sources of audio, as well as create audio scenes using those names.

After all of the sources and rooms have been named, creating a scene will allow users to group them throughout the home with pre-set conditions that create a continuous flow of music at the touch of a button. This allows the user to hit the “Party” scene and automatically turn on the CD player to play music on the main living floor at 35 percent volume and the deck at 50 percent volume. The Unity Home System can be programmed for up to eight audio scenes.



There are several audio zone options with the Unity Home System:

Four zones with a Single Source Distribution Module

Eight zones with a Four-Source, Eight-Zone Distribution Module

16 zones with the lyriQ Zone Expander with Integration



INTERCOM

A Unity Home System increases the lines of communication throughout the home. Selective Call Intercom units connected to the Unity Home System can be named for the appropriate user (e.g., Billy's Room), units can be grouped together, and messages can be left on individual units, much like voicemail for each room in the house.

Each 7" LCD Console in the Unity Home System also acts as an intercom unit. Even without any Selective Call units or modules, when connected directly to the Integration Module, two LCD Consoles will function as Selective Call Room Units. In addition, up to four Selective Call Video Door Units can be included in the system, and cameras can be associated with any intercom unit.



Options for intercom systems include:

- LCD Console to LCD Console communication

- Expand to up to 32 intercom units with a Selective Call Intercom Module

- Up to four Selective Call Video Door Units



CAMERA

With the ability to view up to six cameras, users will get a sense of security from their Unity Home System. Camera locations can be viewed individually or users can opt to set the cameras to sequence on the interface in varying amounts of time.



THE UNITY HOME SYSTEM

Welcome your customers home with a new kind of home system - a system that includes audio, intercom, and cameras all installed simply with Cat 5 cable, and easily controlled using an attractive, intuitive interface.

The best of On-Q solutions rolled into one system. Welcome to a new way to sell home systems - The Unity Home System.






Start with a strong foundation.

From innovative enclosures to
high-performance connection
outlets, On-Q products

guarantee a smooth installation.





Table of Contents

 Enclosures	24
 Connectivity	31
 Power Management	39



ENCLOSURES

PRODUCT	PART #	DESCRIPTION	DIMENSIONS
14" Enclosure with Screw-On Cover 	EN1400	This On-Q enclosure is the perfect solution for a basic structured wiring system. It features larger top openings that make pulling wire easier as well as additional knockouts, more side lances, and side tabs for more flexible mounting.	14" H x 14.25" W x 3.6" D

PRODUCT	PART #	DESCRIPTION	DIMENSIONS
20" Enclosure with Hinged Door 	EN2050	This 20" enclosure features universal On-Q bay-style mounting holes that are compatible with all bay-style modules. It also includes larger top openings that make pulling wire easier as well as additional knockouts, more side lances, and side tabs for more flexible mounting.	20" H x 14.25" W x 3.6" D


ENCLOSURES


PRODUCT	PART #
14" Enclosure with Hinged Door	EN1450
14" Enclosure (no cover)	EN1480
14" Hinged Door	EN1460
14" Screw-On Cover	EN1420

PRODUCT	PART #
20" Enclosure with Screw-On Cover	EN2000
20" Enclosure (no cover)	EN2080
20" Hinged Door	EN2060
20" Screw-On Cover	EN2020



ENCLOSURES

PRODUCT	PART #	DESCRIPTION	DIMENSIONS
28" Enclosure with Hinged Door 	EN2850	This 28" enclosure ships with a hinged, locking door, and features universal On-Q style mounting holes that are compatible with all bay-style modules. It also includes larger top openings that make pulling wire easier as well as additional knockouts, more side lances, and side tabs for more flexible mounting.	28" H x 14.25" W x 3.6" D

PRODUCT	PART #	DESCRIPTION	DIMENSIONS
42" Enclosure with Hinged Door 	EN4250	Perfect for larger installations, this 42" enclosure features universal On-Q style mounting holes that are compatible with all bay-style modules. It also includes larger top openings that make pulling wire easier as well as additional knockouts, more side lances, and side tabs for more flexible mounting.	42" H x 14.25" W x 3.6" D


ENCLOSURES


PRODUCT	PART #
28" Enclosure with Screw-On Cover	EN2800
28" Enclosure (no cover)	EN2880
28" Hinged Door	EN2860
28" Screw-On Cover	EN2820
42" Enclosure with Screw-On Cover	EN4200
42" Enclosure (no cover)	EN4280
42" Hinged Door	EN4260
42" Screw-On Cover	EN4220


PRODUCT	PART #
Enclosure Extender Wire Manager	364482-01
28" Brushed Aluminum Frame, Clear Insert	364593-11
42" Brushed Aluminum Frame, Clear Insert	364594-11
28" Brushed Aluminum Frame, Smoke Insert	364593-14
42" Brushed Aluminum Frame, Smoke Insert	364594-14
28" Enclosure Extender	364450-03
42" Enclosure Extender	364450-04




MULTIPLE DWELLING UNIT ENCLOSURES

PRODUCT	PART #	DESCRIPTION	DIMENSIONS
14" MDU Enclosure 	EN1485	Designed specifically for the fiber to the home (FTTH) and MDU markets, this 14" enclosure features a large array of knockouts and new endcaps that allow you to easily hook conduits to the top and bottom of the enclosure.	14" H x 14.25" W x 3.6" D



PRODUCT	PART #	DESCRIPTION	DIMENSIONS
20" MDU Enclosure 	EN2085	Engineered to meet the demands of the MDU market this enclosure accommodates up to seven conduits which can each be dedicated to specific data, video, and telephone applications. It also enables room for the ONT and battery backups and allows cables to be run from one enclosure to another.	20" H x 14.25" W x 3.6" D

PRODUCT	PART #	DESCRIPTION	DIMENSIONS
28" MDU Enclosure 	EN2885	Perfect for MDU applications, this 28" enclosure accommodates up to seven conduits which can each be dedicated to specific data, video, and telephone applications. It also enables room for the ONT and battery backups and allows cables to be run from one enclosure to another.	28" H x 14.25" W x 3.6" D




PRODUCT	PART #	DESCRIPTION	DIMENSIONS
42" MDU Enclosure 	EN4285	Designed for MDU and FTTH installations, this 42" enclosure features new top and bottom end caps. It includes five double concentric knockouts on top and one double concentric knockout on the bottom. It also includes one standard 1-inch knockout on the bottom. Two of the knockouts are aligned between top and bottom.	42" H x 14.25" W x 3.6" D



CONCRETE ENCLOSURES


PRODUCT	PART #	DESCRIPTION	DIMENSIONS
20" Rough-In Enclosure 	F7505	This rough-in enclosure features a rugged, more durable grade of steel to withstand concrete pour. It includes a front-mounting flange for better alignment and prevention of rotation along with slots for cover mounting to ensure level installation. The enclosure also includes angled mounts for snap-in modules and provides optimum work room, easy visibility and fast, simple connection points.	19.5" H x 14.2" W x 4.6" D
PRODUCT	PART #	DESCRIPTION	DIMENSIONS
Wing Mounting Bracket for 20" Enclosure 	F7752	Bracket enables trim-out of concrete enclosure and allows mounting of 11 single-size modules. The mounting wing utilizes module knockouts to give the installation a finished and polished look.	11.4" H x 14.2" W x 3.3" D

CONCRETE ENCLOSURES

PRODUCT	PART #	DESCRIPTION	DIMENSIONS
26" Rough-In Enclosure 	F7507	Made of durable 16-gauge steel to withstand concrete pour, this enclosure features a front-mounted flange for better alignment and rotation prevention.	26" H x 19.1" W x 3.6" D
36" Rough-In Enclosure 	F7506	Designed to meet the networking needs of concrete homes of any size, the 36" enclosure includes rugged, durable construction with room to accommodate more cable drops.	36" H x 19.1" W x 3.6" D
Flat Cover for 20" Enclosure 	F8031	Flat metal cover protects the contents of the 20" enclosure.	22" H x 17" W
Wing Mounting Bracket for 26" and 36" Enclosures	F7754	Designed to mount all of the modules needed in a 26" or 36" enclosure.	11.3" H x 18.9" W x 3.2" D
Half Wing Mounting Bracket for 26" Enclosure	F7756	Mounts all modules required for a basic structured wiring system.	6.8" H x 18.9" W x 3.2" D
Hinged Cover for 20" Enclosure	F8030	Durable hinged metal cover protects the contents of the 20" enclosure.	22" H x 17" W
Hinged Cover for 36" Enclosure	F8032	Hinged metal cover protects the 36" enclosure.	39" H x 22" W
Hinged Cover for 26" Enclosure	F8033	Hinged metal cover protects the 26" enclosure.	29" H x 22" W
Hinged Locking Kit	F8010	Replacement kit for hinged covers.	N/A
2.5" Grommet Ring	F2242	Increases wire protection in enclosure cable openings.	N/A



NETWORK CENTERS

PRODUCT	PART #	DESCRIPTION	DIMENSIONS
Advanced Network Center, Surface Mount 	364398-02	Distributes incoming video signals for up to six television outlets and supports up to 11 telephone outlets with up to four phone lines. Surface-mount design is ideal for retrofit applications. Network center features two expansion bays for additional modules.	19" H x 7" W
Basic Network Center 	364397-01	Basic network center distributes incoming video signals to up to four television outlets and supports up to six telephone outlets with up to four phone lines. It's an economical solution for small, fixed installations. Surface mount design is ideal for retrofit applications.	19" H x 7" W
Trio Modular Bracket and Cover 	F7804	The Trio bracket features a rugged, enamel-finished steel housing that includes an impact-resistant cover. It conveniently mounts on a plywood backboard.	11.6" H x 4.8" W x 4" D
Trio Home Network Kit 	F7809	Kit includes a low cost, surface-mounting bracket that's ideal for small or retrofit installations. It also includes a 1x4 video module and a 4x12 configurable phone module.	11.6" H x 4.8" W x 4" D

NETWORK CENTERS

PRODUCT	PART #	DESCRIPTION	DIMENSIONS
Universal Network Center	364399-01	Ideal for new construction and features three expansion bays for additional modules.	19" H x 7" W
Basic Network Center Cover	364393-01	Conceals and protects cables.	10" H x 7" W
Advanced Network Center Surface Mount Cover	364394-01	Protects contents of advanced network center.	19" H x 7" W



ENCLOSURES

Description	14" Enclosure	20" Enclosure	28" Enclosure	42" Enclosure	20" Rough-In	26" Rough-In	36" Rough-In
Page Number	18	18	19	19	21	21	21
Dimensions	14" H x 14.25" W x 3.6" D	20" H x 14.25" W x 3.6" D	28" H x 14.25" W x 3.6" D	42" H x 14.25" W x 3.6" D	19.5" H x 14.2" W x 4.6" D	26" H x 19.1" W x 3.6" D	36" H x 19.1" W x 3.6" D
Cover/Door	Hinged or Screw-On Optional	Hinged or Screw-On Optional	Hinged or Screw-On Optional	Hinged or Screw-On Optional	Hinged or Screw-On Optional	Hinged or Screw-On Optional	Hinged or Screw-On Optional
UL Listed	Yes	Yes	Yes	Yes	Yes	Yes	Yes
Allows Surface or Recessed Mounting	Yes	Yes	Yes	Yes	Recessed Only	Recessed Only	Recessed Only
Allows Left and Right Module Mounting	Yes	Yes	Yes	Yes	Yes	Yes	Yes
Enclosure Extender	No	No	Yes	Yes	No	No	No
AC Outlet Knockout	Yes	Yes	Yes	Yes	Yes	Yes	Yes
Cable Guard Insert Included	Yes	Yes	Yes	Yes	Yes	Yes	Yes
Cable Management Tie Downs	Yes	Yes	Yes	Yes	Yes	Yes	Yes
Conduit Knockout	Optional	Optional	Optional	Optional	Yes	Yes	Yes

ENCLOSURE ACCESSORIES


PRODUCT	PART #
Single Bay Video Bracket	AC1007
Single Bay Bracket	364890-01
Two Bay Bracket	364819-01
Three Bay Bracket	F7510
Six Bay Bracket	F9001
Pins & Rivets for Mounting F7620 & F7610 (60)	F2250
Blank Plate for Unused Module Spaces	F7717
On-Q Module Grommet Replacement	363729-01

PRODUCT	PART #
2.5" Grommet Ring	F2242
2.5" Knockout Plug	F2249
Replacement Key & Cover Hardware Kit - Hinged Cover	364490-01
Replacement Lock Assembly & 2 Key Kit - Hinged Cover	364478-01
Custom Wire Management Module	364570-01
Latch Lock Kit - Hinged Cover	AC1019
2 Conduit Mounting Plate	AC1017



SECURITY CONTROLLER AND UNIVERSAL MOUNTING PLATES

PRODUCT	PART #	DESCRIPTION	DIMENSIONS
Universal Circuit Board Mounting Bracket 	AC1011	Provides a clean and organized solution for installing third-party security controllers in the On-Q enclosure.	5.75" H x 12.3" W

PRODUCT	PART #	DESCRIPTION	DIMENSIONS
Ademco Half Width Controller Mounting Plate 	364714-08	Provides a clean and organized solution for installing Vista Security Systems and structured wiring.	8.9" H x 6.42" W

PRODUCT	PART #
Caddx NetworX Series Mounting Plate	364516-01
Caddx Mounting Plate	364259-01
DSC 832/1555 Mounting Plate, Full Width	364466-01
DSC 1555 Mounting Plate, Half Width	364465-01



PRODUCT	PART #
Ademco Universal Controller Mounting Plate	364715-01
Cable Modem Mounting Plate	364254-01
Universal Mounting Plate, Full Width	364904-01
Universal Mounting Plate, Half-Width	364896-01
3rd Party Enclosure Mounting Bracket	NEW! AC1020

SECURITY CONTROLLER MOUNTING PLATES

CONTROLLER MANUFACTURER	MODEL/SYSTEM	PLATE DESCRIPTION	SUPPLIER	PART NO.	DIMENSIONS
Ademco	Vista-15 Vista-20SE Vista-15P Vista-20P	Ademco 1/2 Width Mounting Plate	On-Q	364714-08	8.9 x 6.42
	4140-XM 4140-XMPT Vista-40 Vista-20Pw 4140XMPT2 Vista-50 Vista-100 Vista-15 Vista-50P Vista-128B Vista-15P Vista-20SE Vista-128-BP	Ademco Universal Controller Mounting Plate	On-Q	364715-01	8.9 x 12.95
Apex	Destiny 6100	Ademco Universal Controller Mounting Plate	On-Q	364715-01	8.9 x 12.95
Caddx	NetworX NX-6, NX-8	Caddx Mounting Plate	On-Q	364259-01	5.9 x 12.95
	NetworX NX-4, NX-6, NX-8	Caddx NetworX Series Mounting Plate	On-Q	364516-01	3.9 x 12.95
DSC	1555 Controller	DSC 1555 1/2 Mounting Plate	On-Q	364465-01	3.9 x 6.42
	832 or 1555 Controllers	DSC Universal Mounting Plate	On-Q	364466-01	3.9 x 12.95
First Alert	FA 162C FA 148CP FA 148C FA 168C	Ademco 1/2 Width Mounting Plate	On-Q	364714-08	8.9 x 6.42
	FA 148C FA 1300C FA 1600CA FA 148CP FA 1330C FA 1600CB FA 1200C FA1220C FA 1660CB FA 162C FA 1220CV FA 168C FA 1340C	Ademco Universal Controller Mounting Plate	On-Q	364715-01	8.9 x 12.95
Napco	Gemini Controllers: Gem-P816, Gem-P1632	Adaptor for Gem-P816 and Gem-P1632	Napco	ONQ816-1632	6.9 x 6.42
	Gemini Controllers: Gem-P3200, Gem-P9600	Adaptor for Gem-P3200 and Gem-P9600	Napco	ONQ3200-9600	6.55 x 12.95
On-Q HMS Expansion	On-Q HMS Add-On Modules	On-Q HMS Expansion Mounting Plate	On-Q	364270-01	7.9 x 6.42



LOW VOLTAGE BRACKETS

PRODUCT	PART #	DESCRIPTION	DIMENSIONS
New Construction Brackets 	AC1009-01 AC1009-02 AC1009-11	New construction On-Q Low Voltage Brackets feature spacious openings to accommodate low voltage devices. Each bracket has molded-in reinforcement ribs to minimize the racking caused by irregular drywall openings. The new construction brackets also include pre-mounted nails for convenient, safe installation or screw holes to mount on the front of a stud.	4" H x 2" W x 1.5" D 4" H x 4" W x 1.5" D 4" H x 2" W x 1.5" D
PRODUCT	PART #	DESCRIPTION	DIMENSIONS
Retrofit Brackets 	AC1010-01 AC1010-02 AC1010-03	Each retrofit bracket has molded-in reinforcement ribs to minimize the racking caused by irregular drywall openings. They also feature large, metallic swing brackets to ensure a solid mount and resist pullouts. They blend seamlessly into any home and align perfectly with existing boxes for a neat, installed-during-construction look.	4" H x 2" W x 1.5" D 4" H x 4" W x 1.5" D 4" H x 6" W x 1.5" D

CLASSIC WALL PLATES





PRODUCT	PART #	PRODUCT	PART #
1-Gang, 1-Port Wall Plate 	WP3401-BK WP3401-BR WP3401-IV WP3401-LA WP3401-WH	1-Gang, 2-Port Wall Plate	WP3402-XX
		1-Gang, 3-Port Wall Plate	WP3403-XX
		1-Gang, 4-Port Wall Plate	WP3404-XX
		1-Gang, 6-Port Wall Plate	WP3406-XX
		2-Gang, 12-Port Wall Plate	WP3212-XX
		1-Gang Blank Wall Plate	WP1194-XX
PRODUCT	PART #	PRODUCT	PART #
1-Gang Decorator Wall Plate 	WP1205-BK WP1205-BR WP1205-IV WP1205-LA WP1205-WH	2-Gang Decorator Wall Plate	WP1207-XX
		3-Gang Decorator Wall Plate	WP1208-XX

COLOR OPTIONS





STUDIO WALL PLATES

PRODUCT	PART #	PRODUCT	PART #
1-Gang Wall Plate 	WP5001-XX	3-Gang Wall Plate 	WP5003-XX
2-Gang Wall Plate 	WP5002-XX	4-Gang Wall Plate 	WP5004-XX

COLOR OPTIONS

Aloe AE	Bordeaux BD	Cameo Pink CP	Cement CM	Citrus CR	Cozumel CZ	Cyan CY	Gloss Black GB	Khaki KK
Light Almond LA	Moss MS	Nirvana NV	Sand SD	Spanish Red SP	Taupe TP	Titanium TI	White WH	

Note: Color representations may vary slightly from actual wall plate colors.



STUDIO WALL PLATE COLOR OPTIONS


BASICS



Gloss Black



Light Almond



Titanium



White


NEUTRALS




Cement



Khaki




Sand



Taupe

HUES




Aloe




Bordeaux



Cameo Pink



Citrus



Cozumel




Cyan



Moss




Nirvana





Spanish Red





DECORATOR OUTLET STRAPS


PRODUCT	PART #
1-Port Outlet Strap 	WP3411-BK WP3411-BR WP3411-IV WP3411-LA WP3411-WH

PRODUCT	PART #
2-Port Outlet Strap 	WP3412-BK WP3412-BR WP3412-IV WP3412-LA WP3412-WH


PRODUCT	PART #
3-Port Outlet Strap 	WP3413-BK WP3413-BR WP3413-IV WP3413-LA WP3413-WH


PRODUCT	PART #
4-Port Outlet Strap 	WP3414-BK WP3414-BR WP3414-IV WP3414-LA WP3414-WH

PRODUCT	PART #
6-Port Outlet Strap 	WP3416-BK WP3416-BR WP3416-IV WP3416-LA WP3416-WH

PRODUCT	PART #
Blank Outlet Strap 	WP3410-BK WP3410-BR WP3410-IV WP3410-LA WP3410-WH

SURFACE MOUNT BOXES

PRODUCT	PART #
1-Gang Back Box 	WP3409-WH

PRODUCT	PART #
1-Port Box 	WP3501-WH






PRODUCT	PART #
2-Port Box 	WP3502-WH

COLOR OPTIONS

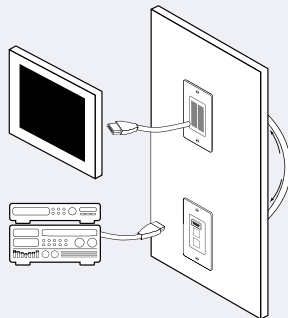




PRE-CONFIGURED HOME THEATER STRAPS

PRODUCT 5.1 Home Theater Strap 	PART # F9004-BK F9004-BR F9004-IV F9004-LA F9004-WH	PRODUCT HDMI 2-Port Strap 	PART # WP1011-BK WP1011-LA WP1011-WH
PRODUCT 2 Speaker Connection Strap  <p>Pair with F9004 Home Theater Strap for 7.1 Home Theater sound!</p>	PART # F9005-BK F9005-BR F9005-IV F9005-LA F9005-WH	PRODUCT Component Video/Digital Audio Strap  <p>Send component video and 5.1 digital audio over a single Cat 5e cable!</p>	PART # WP1010-BK WP1010-LA WP1010-WH
PRODUCT Single Speaker Connection Strap 	PART # F9006-BK F9006-BR F9006-IV F9006-LA F9006-WH	PRODUCT Cable Access Strap 	PART # WP1014-WH

WIRING DIAGRAM



INSTALLATION AT-A-GLANCE HD CONNECTIVITY FOR FLAT PANELS





1. Install the Cable Access Strap in a single gang box behind the flat panel TV.
2. Install the HDMI 2-Port Strap in a single gang box behind the video source, such as a DVD player.
3. Connect an HDMI cable to the back of the TV.
4. Run the cable through the Cable Access Strap and behind the wall to connect to the back of the HDMI coupler.
5. Connect an HDMI cable from the video source to the front of the HDMI Strap.

COLOR OPTIONS








PRE-CONFIGURED VOICE/DATA/VIDEO STRAPS

PRODUCT	PART #
<p>1-Port Strap, 1 RJ45</p> 	<p>WP3210-BK WP3210-LA WP3210-WH</p>
<p>2-Port Strap, Phone/TV</p> 	<p>WP3211-BK WP3211-LA WP3211-WH</p>
<p>2-Port Strap, Phone/Data</p> 	<p>WP3220-BK WP3220-LA WP3220-WH</p>
<p>4-Port Strap, Phone/Data, TV/Aux</p> 	<p>WP3422-BK WP3422-LA WP3422-WH</p>

BASIC INFRASTRUCTURE

PRODUCT	PART #
<p>Pre-Configured, 1-Gang Gold F-Connector (10-Pack)</p> 	<p>WP2001-WH-10</p>
<p>1-Gang 6P6C RJ25 Terminating Wall Phone Plate</p> 	<p>WP2002-WH</p>
<p>1-Gang Telephone Wall Plate</p> 	<p>WP3467-SS WP3467-WH</p>



COLOR OPTIONS









VOICE/DATA KEYSTONE INSERTS

PRODUCT	PART #
RJ25 6P6C Connector 	WP3425-BK WP3425-BR WP3425-IV WP3425-LA WP3425-WH
PRODUCT	PART #
Cat 5e RJ45 Connector 	WP3450-BE WP3450-BK WP3450-BR WP3450-GY WP3450-IV WP3450-LA WP3450-OR WP3450-RE WP3450-WH
PRODUCT	PART #
Cat 5e RJ45 Coupler 	WP3451-BK WP3451-BR WP3451-IV WP3451-LA WP3451-WH
PRODUCT	PART #
Cat 5e Keyed RJ45 Connector 	WP3458-BK WP3458-BR WP3458-IV WP3458-LA WP3458-WH
PRODUCT	PART #
Cat 6 RJ45 Connector 	WP3460-BE WP3460-BK WP3460-BR WP3460-GY WP3460-IV WP3460-LA WP3460-OR WP3460-RE WP3460-WH

PRODUCT	PART #
Snap & Go™ Cat 5e RJ45 Connector 	WP3550-BE WP3550-BK WP3550-BR WP3550-GY WP3550-IV WP3550-LA WP3550-OR WP3550-RE WP3550-WH
PRODUCT	PART #
Snap & Go™ Cat 6 RJ45 Connector 	WP3560-BE WP3560-BK WP3560-BR WP3560-GY WP3560-IV WP3560-LA WP3560-OR WP3560-RE WP3560-WH

COAX KEYSTONE INSERTS






PRODUCT	PART #
Coax F-Connector 	WP3479-BK WP3479-BR WP3479-IV WP3479-LA WP3479-WH
PRODUCT	PART #
Recessed Gold F-Connector 	WP3480-BK WP3480-BR WP3480-IV WP3480-LA WP3480-WH
PRODUCT	PART #
Recessed F-Connector 	WP3481-BK WP3481-BR WP3481-IV WP3481-LA WP3481-WH
PRODUCT	PART #
Recessed Self-Terminating F-Connector 	WP3482-BK WP3482-BR WP3482-IV WP3482-LA WP3482-WH


COLOR OPTIONS

								
Blue BE	Black BK	Brown BR	Gray GY	Ivory IV	Light Almond LA	Orange OR	Red RE	White WH





AUDIO/VIDEO KEYSTONE INSERTS

PRODUCT	PART #
White RCA to F-Connector 	WP3461-BK WP3461-BR WP3461-IV WP3461-LA WP3461-WH
Red RCA to F-Connector 	WP3462-BK WP3462-BR WP3462-IV WP3462-LA WP3462-WH
Green RCA to F-Connector 	WP3463-BK WP3463-BR WP3463-IV WP3463-LA WP3463-WH
Blue RCA to F-Connector 	WP3464-BK WP3464-BR WP3464-IV WP3464-LA WP3464-WH
Yellow RCA to F-Connector 	WP3465-BK WP3465-BR WP3465-IV WP3465-LA WP3465-WH

PRODUCT	PART #
Purple RCA to F-Connector 	WP3466-BK WP3466-BR WP3466-IV WP3466-LA WP3466-WH

SPEAKER KEYSTONE INSERTS

PRODUCT	PART #
Speaker Outlet 	WP3456-BK WP3456-BR WP3456-IV WP3456-LA WP3456-WH
Audio Binding Post (Pair) 	WP3457-BK WP3457-BR WP3457-IV WP3457-LA WP3457-WH

MISCELLANEOUS KEYSTONE INSERTS

PRODUCT	PART #
Blank Insert 	WP3455-BK WP3455-BR WP3455-IV WP3455-LA WP3455-WH

COLOR OPTIONS





POWER MANAGEMENT


PRODUCT	PART #	DESCRIPTION
<p>lyriQ™ High Performance Keypad Power Module</p> 	AU1001	<p>The lyriQ High Performance Power Module supports up to four lyriQ High Performance Keypads. It's a single-slot module and features dual power input connections.</p> <p>Bracket included.</p>
<p>Universal Power Distribution Module</p> 	PW1010	<p>This Power Distribution Module distributes 5 VDC, 9 VDC, 12 VDC, 15 VDC and 24 VDC out of one 60 W power supply. It features three 24 VDC output connections, three 12 VDC output connections, and two independent, user-selectable DC voltage outputs.</p> <p>Bracket included. Includes 60 W Power Supply (PW1060) and six female power cables.</p>
<p>24 VDC, 60 W Desk-Mount Power Supply</p> 	PW1060	<p>Powers the lyriQ Audio Module, LCD Module, and Universal Power Distribution Module.</p>
<p>24 VDC, 120 W Power Supply Kit</p> 	PW1120	<p>This power kit includes two 24 V, 60 W power supplies as well as a stackable bracket to free up space and reduce clutter in the enclosure. It is ideal for supporting the lyriQ high performance system.</p> <p>Kit contains: 2 24 V, 60 W Power Supplies 1 Bracket 1 Custom Power Strip Velcro Straps</p>
<p>24 VDC, 240 W Power Supply Kit</p> 	PW1240	<p>With four power supplies and two stackable brackets, this new kit provides all the power needed in the enclosure without wasting space. The 24 V, 60 W power supplies can be plugged into the power strip and stacked within the brackets to enable an easier and more attractive installation. It is ideal for supporting the lyriQ high performance system.</p> <p>Kit contains: 4 24 V, 60 W Power Supplies 2 Brackets 1 Custom Power Strip Velcro Straps</p>





POWER MANAGEMENT

PRODUCT	PART #	DESCRIPTION
12 VDC, 30 W Desk-Mount Power Supply	PW7725	Powers the inQUIRE Intercom Main Console for a system including eight or more room and door units.
15 VDC, 6 W Wall-Mount Power Supply	F7760	Powers data networking and video products.
24 VDC, 30 W Desk-Mount Power Supply	PW1030	Powers the Selective Call Intercom System.
24 VDC, 100 W Desk-Mount Power Supply	PW1100	Powers the Integration Module.
Twin Power Supply Bracket	NEW! PW1006	Enables stacking of two Desk-Mount Power Supplies in the enclosure.

POWER OUTLET KITS

PRODUCT	PART #	DESCRIPTION
Duplex Outlet Power Kit, Surge Protected 	364569-02	Includes duplex power outlet, metal "J" box, and faceplate kit.
AC Power Kit (Duplex Power Outlet)	F7526	Includes duplex power outlet featuring 120 VAC/15 A power.
Replacement Surge Module	364767-01	Replacement part for On-Q enclosure.

POWER STRIPS

PRODUCT	PART #	DESCRIPTION
Surge Protection Power Module 	364771-01	Provides eight 120 V outlets with a 15 Amp maximum load current and a 76,500 Amp maximum surge current. Features high-quality surge suppression and noise filtering to eliminate damaging electrical disturbances.
Power Strip Module – Full Width 	364266-01	Four outlet 110 VAC power strip with on/off switch, built-in circuit breaker and power LED indicator.

REPLACEMENT POWER SUPPLIES





PRODUCT	PART #	REPLACES POWER SUPPLY
5 VDC, 7.5 W Wall-Mount Power Supply	364272-05	5-Port 10/100 Router/Switch (364528-01)
12 VDC, 6 W Wall-Mount Power Supply	364775-01	4-Port 10/100 Router/Switch (364772-02)
RPA Video Power Transformer	364271-03	2x6 or 3x8 Enhanced Video Modules
Non-RPA Video Power Transformer	364271-01	2x16 or 3x8 Enhanced Video Modules
15 VDC, 22 W Desk-Mount Power Supply	F7715	LCD display module (CM1003)


POWER MANAGEMENT

	PART #	DESCRIPTION	VOLTAGE	AMP	POWER SUPPLY	USE WITH UPDM*
UNITY	HA6001	Integration Module	24	2.5	PW1060	No
	AU1002/AU7396	Standard System	24	2.5	PW1060	No
AUDIO	AU1002/AU7396	System with 2 high performance keypads	24	5	PW1120	No
	AU1002/AU7396	System with 6 high performance keypads	24	10	PW1240	No
	F7630	3x4 Enhanced Bi-Directional Video Amplifier Module	12	750	PW7725	Yes
VIDEO	VM7632	2X2 Enhanced Bi-Directional Video Amplifier Module	12-15	250 mA	F7760	Yes
	VM7640	1X1 Bi-Directional Video Amplifier Module	12-15	150 mA	F7760	Yes
	364772-02	4 Port 10/100 Router/Switch	12	300 mA	364775-01	Yes
DATA	364780-01	5 Port 10/100 Ethernet Switch	12	300 mA	PW7725	Yes
	364781-01	8 Port 10/100 Ethernet Switch	12	500 mA	PW7725	Yes
	364887-01	Wireless Access Point, In-Ceiling, 802.11g	24	200 mA	included	Yes
	364891-01	Wireless Access Point, In-Wall, 802.11g	24	200 mA	included	Yes
	DA1002	5 Port 10/100 Ethernet Switch in single module bay	12-15	300 mA	F7760	Yes
	DA1004	4 Port 10/100 Ethernet Router with Disable, Double Bay, 12V	12-15	300 mA	F7760	Yes
	DA1008	8 Port Gigabit Ethernet Switch, Double Bay, 12V	12-15	800 mA	F7760	Yes
	CM1010	LCD Display Module	24	2.5	PW1060	No
	CM1011	Cat 5 Camera Module	12	800 mA	PW7725	Yes
	CM1019	IP Video Server	12	1.5	included	Yes
CAMERAS	F1001	Frequency Agile Mono Modulator, 1 Channel	15	200 mA	included	Yes
	F1003	Frequency Agile Mono Modulator, 3 Channel	15	300 mA	included	Yes
	F1014	Quad Tiler BW, With RCA To RCA Cables & Mounting Bracket	12	250 mA	PW7725	Yes
	IC1000	Broadcast Intercom Module (Standalone) with up to 6 units	12	1.5	PW7725	Yes
INTERCOMS	IC1000	Broadcast Intercom Module (Standalone) with 7 or more units	12	2.5	PW7725	Yes
	IC1002-XX	Broadcast Intercom Module And Main Console with up to 6 units	12	1.5	PW7725	Yes
	IC1002-XX	Broadcast Intercom Module And Main Console with 7 or more units	12	2.5	PW7725	Yes
	IC5001	Selective Call Intercom Module	24	1.5	PW1030	Yes

* UPDM = Universal Power Distribution Module


TOOLS

PRODUCT	PART #	DESCRIPTION
EZ-RJ45 Modular Plug Hand Tool 	364555-01	This convenient trimmer cuts cable in a single motion. It's used to terminate Cat 5e cable to the EZ-RJ45 Modular Plug (364554-01).
Radial Taper Compression Tool 	AC1018	Rugged, easy-to-calibrate design ensures consistent, accurate results. The tool includes cushioned handles for comfort and toggle action to ensure a proper crimp. Designed for use with the 360 Conical Coax F-Plug (364246-01) and the Coax Flaring and Insertion Tool (364346-01).
RG-6 Coax Stripper 	362721-02	Patented spring action adjusts to cable automatically. Provides industry standard strip lengths.
Cat 5e Strip and Fit Tool 	363292-01	Self-adjusting wire stripping/cutting tool with a precise rotary action design for clean cuts. Enclosed blade and rounded tool body ensure safe operation.

TOOLS

PRODUCT	PART #	PRODUCT	PART #
Extended Coax Connector Wrench	364347-01	High Performance RJ45 Modular Plug Hand Tool	364406-01
Coax Flaring and Insertion Tool	364346-01	Mini Coax Stripper	364685-01
Coax Hex Crimp Tool	363291-01	Mini Coax Stripper Replacement Blades	364687-01
UTP/Coax Cable Tester w/ Remote	364276-01	AnyPort Express Coax Crimp Tool	364579-01
Replacement Blade Cartridge, Coax Stripper	362863-02	EZ-RJ45 Tool Replacement Blade (2-pack)	364646-01
Replacement RJ45 Jumper with UTP Tester	364340-01	Express Universal Compression Tool	364710-01
110 Punchdown Tool, Impact	363293-01	Basic Installation Video	364483-01
Palm Tool – Vertical Style RJ45	364378-01		



ACCESSORIES

PRODUCT	PART #	DESCRIPTION
Anyline Adapter 	364260-01	Connect phones, modems, and faxes to any line at a four-line telephone jack. The adapter eliminates the need for rewiring and allows the homeowner to run multiple devices through a single jack.
PRODUCT	PART #	DESCRIPTION
360 Conical Coax F-Plug 	364246-01	High-performance "true-round" crimp provides a strong connection while maximizing cable performance characteristics.
PRODUCT	PART #	DESCRIPTION
12" Mini Coax Jumper Assembly 	364597-01	High-performance 75 Ohm coax cable reduces space needed for coax cable management up to 40 percent.

ACCESSORIES & CONNECTORS

PRODUCT	PART #	PRODUCT	PART #
F to RCA Adapter	364338-01	6" Cat 5e RJ45 Jumper Cable	363201-27
F to Twin Lead Adapter	364774-01	12" Cat 5e RJ45 Jumper Cable	363201-26
Module Grommet/Plunger Replacement Kit	363729-01	24" Cat 5e RJ45 Jumper Cable	363201-25
Coax F-Plug, RG-6 Quad Shield, Hex Crimp	363140-03	3' Cat 5e RJ45 Jumper Cable	AC3503-WH-V1
Sealed Conical Coax F-Plug	364246-02	7' Cat 5e RJ45 Jumper Cable	AC3507-WH-V1
EZ-RJ45 Modular Plug	364554-01	14' Cat 5e RJ45 Jumper cable	AC3514-WH-V1
High Performance RJ45 Modular Plug	364405-01	25' Cat 5e RJ45 Jumper Cable	AC3525-WH-V1
Velcro Tie Straps	363491-01	50' Cat 5e RJ45 Jumper Cable	AC3550-WH-V1
Terminators, 75 Ohm	364412-01	7' Cat6 RJ45 Jumper Cable	AC3514-WH-V1
18" Mini Coax Jumper Assembly	364597-02		
24" Mini Coax Jumper Assembly	364597-03		
36" Mini Coax Jumper Assembly	364597-04		
48" Mini Coax Jumper Assembly	364597-05		





High quality, clean, and connected.

Sold via distribution, these products continue to showcase the high quality construction and clean system architecture you've come to expect from UStec.



Table of Contents

ceLAN and iLAN	46
Panel Assemblies	48
Modules	52







ENCLOSURES - ceLAN SERIES

PRODUCT	PART #	DESCRIPTION	DIMENSIONS
<p>10" Enclosure with Pressure-Fit Cover</p> 	CE-1410	The ceLAN Series is an affordable, easy-to-install solution that can also be expanded, at the homeowner's pace, to serve future needs. Featuring the tecPod mounting system and a linkable enclosure architecture the ceLAN Series is modular both internally and externally. It also features a simplified installation when combined with the tecBracket (part number 42P1100), cutting back on installation trips and simplified enclosure mounting.	10" H x 14.25" W x 2" D*
<p>10" Enclosure with Translucent Pressure-Fit Cover</p> 	CE-4405	This ceLAN enclosure includes the same great features as the CE-1410, but with a translucent cover for a quick diagnostic of the modules, or a full-time view of the backbone of the home's technology.	10" H x 14.25" W x 2" D*
<p>tecBracket</p> 	42P1100	The ceLAN tecBracket provides the simplest structured wiring rough-in phase for pre-wiring a home. The tecBracket maintains access to the cable bundle until a ceLAN Series cabinet is installed during the trim-out phase. It securely mates with the CE-1410 and CE-4405 ceLAN enclosures.	N/A

* Enclosure depth is 5" including cover



ENCLOSURES - iLAN SERIES


PRODUCT	PART #	DESCRIPTION	DIMENSIONS
14" Enclosure with Hinged Door 		The iLAN Series delivers design into the often dull world of infrastructure. Featuring a distinctive fire safety rated plastic cover, the enclosure can easily accommodate all of the basic infrastructure needs. Compatible with tecPods, and UStec and On-Q modules [†] , the UX-75x rough-in cabinet can integrate with a wide range of third-party products as well thanks to its 1" x 1" universal mounting grid.	
	UX-750	Small iLAN Series rough-in cabinet, includes wire management hardware.	13.75" H x 14.25" W x 3.75" D**
	UX-751	Small iLAN Series rough-in cabinet.	
	UX-420	Small iLAN Series enclosure cover and trim ring.	
PRODUCT	PART #	DESCRIPTION	DIMENSIONS
22" Enclosure with Hinged Door 	UX-100	Large iLAN Series rough-in cabinet, includes wire management hardware.	22" H x 14.25" W x 3.75" D**
	UX-101	Large iLAN Series rough-in cabinet.	
	UX-430	Large iLAN Series enclosure cover and trim ring.	
PRODUCT	PART #	DESCRIPTION	DIMENSIONS
iLAN Enclosure Stacking Bracket	UX-3540	Spacer bracket for determining the correct distance between iLAN rough-in cabinets when stacking two or more in more complex installations.	3.05" H


** Enclosure depth is 6.25" including cover

[†] On-Q modules must be combined with the F7520 bracket for installation into iLAN enclosures



TECPODS


PRODUCT	PART #	DESCRIPTION	DIMENSIONS
<p>tecPod 1x2 Double Module Bay Frame</p> 	TECPOD1X2	The tecPod1x2 is a plastic frame designed to integrate UStec and On-Q modules into ceLAN and iLAN enclosures in a compact and economical manner. It is compatible with all UStec single and double-bay modules, as well as many On-Q single and double-bay modules.	6.375" H x 4.875" W x 2.25" D

PRODUCT	PART #	DESCRIPTION	DIMENSIONS
<p>tecPod Telephone CATV Combo</p> 	TECPOD810	A versatile and affordable solution for many homes, the tecPod810 is also designed to fit in the ceLAN and iLAN enclosures. It comes pre-populated with an 8-way unamplified CATV splitter with surge protection on each individual port, and the TP-TBM10 base telephone module for 10 telephone ports and a single RJ31X port.	6.375" H x 4.875" W x 2.25" D



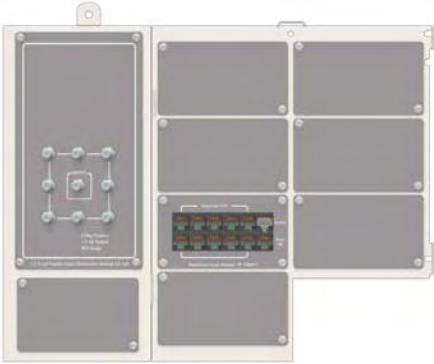
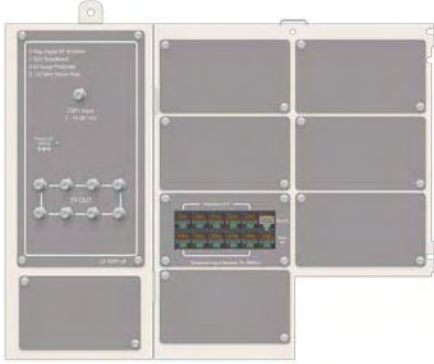
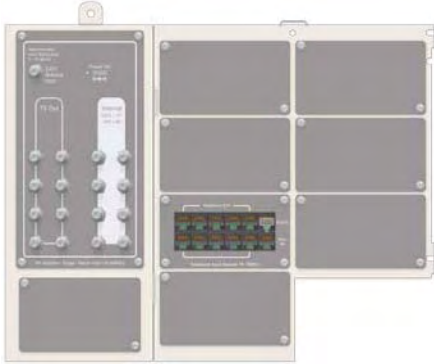
iLAN PANELS

PRODUCT	PART #	DESCRIPTION	
<p>iLAN Basic Kit</p> 	TRS428/828	This iLAN kit includes the tecPod810 and the large iLAN enclosure (UX-101, UX-430).	N/A

PRODUCT	PART #	DESCRIPTION	DIMENSIONS
	tecLAN4B	<p>This panel assembly includes:</p> <ul style="list-style-type: none"> • 4 passive CATV ports • 4 in-home modulator input ports • 10 phone ports (4 line) • 1 RJ31X security interface port 	Small iLAN Frame

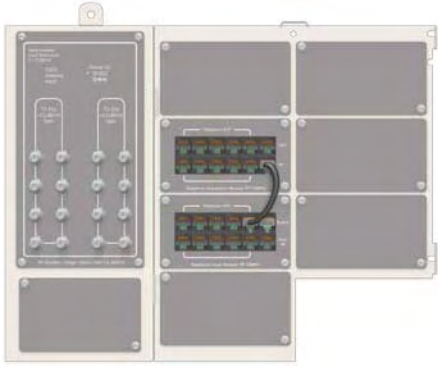



iLAN PANELS

PRODUCT	PART #	DESCRIPTION	DIMENSIONS
	tecLAN8x1UB	This panel assembly includes: <ul style="list-style-type: none"> • 8 passive CATV ports with surge protection • 10 phone ports (4 line) • 1 RJ31X security interface port 	Small iLAN Frame
	tecLAN8x1B	This panel assembly includes: <ul style="list-style-type: none"> • 8 amplified CATV ports with surge protection • 10 phone ports (4 line) • 1 RJ31X security interface port • CX16A-PS individual power supply (not shown) 	Small iLAN Frame
	tecLAN8B	This panel assembly includes: <ul style="list-style-type: none"> • 8 amplified CATV ports with surge protection • 8 in-home modulator input ports • 10 phone ports (4 line) • 1 RJ31X security interface port • CX16A-PS individual power supply (not shown) 	Small iLAN Frame


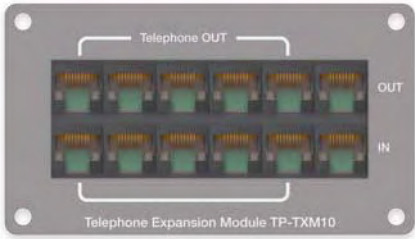




iLAN PANELS

PRODUCT	PART #	DESCRIPTION	DIMENSIONS
	<p>tecLAN16x1B</p>	<p>This panel assembly includes:</p> <ul style="list-style-type: none"> • 16 amplified CATV ports with surge protection • 20 phone ports (4 line) • 1 RJ31X security interface port • CX16A-PS power source (not shown) 	<p>Small iLAN Frame</p>
PRODUCT	PART #	DESCRIPTION	DIMENSIONS
	<p>tecLAN16B</p>	<p>This panel assembly includes:</p> <ul style="list-style-type: none"> • 16 amplified CATV ports with surge protection • 16 in-home modulator input ports • 20 phone ports (4 line) • 1 RJ31X security interface port • CX16A-PS individual power supply (not shown) 	<p>Large iLAN Frame</p>

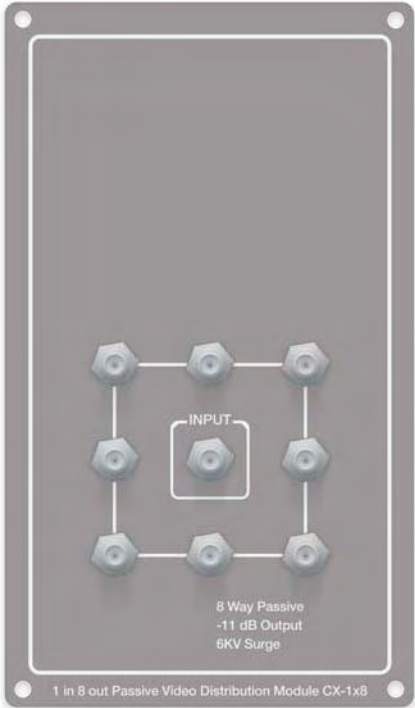


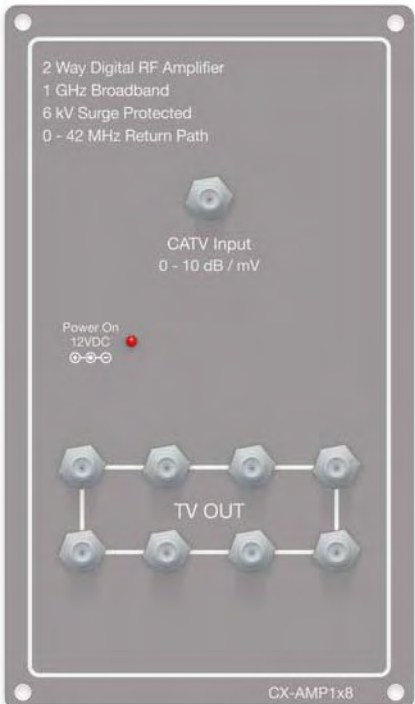
MODULES - TELEPHONE

PRODUCT	PART #	DESCRIPTION	DIMENSIONS
<p>Telephone Input Module</p>  <p>Telephone Input Module TP-TBM10</p>	TP-TBM10	<p>The telephone input module includes:</p> <ul style="list-style-type: none"> • 10 telephone-out ports, 4 lines each • 1 telephone-in port • 1 RJ31X security interface port • Telephone base module 	Single Module Bay
<p>Telephone Expansion Module</p>  <p>Telephone Expansion Module TP-TXM10</p>	TP-TXM10	<p>For use with the TP-TBM10 or other TP-TXM10 modules, this module adds 10 telephone-out ports of 4 lines each. It also includes a Cat 5e jumper cable.</p>	Single Module Bay
<p>Telephone Surge Module</p>  <p>Telephone Surge Module TP-IN4RS.1</p>	TP-IN4RS.1	<p>The phone surge module features:</p> <ul style="list-style-type: none"> • Independent surge protection for each phone line • Auto-reset circuit breakers for auto recovery • Ability to distribute up to 4 incoming CO lines to standard 10 port RJ45 expansion modules • RJ31X security interface port on line 1 & line 2 • Phone line test feature • Separate output for KSU/PBX 	Single Module Bay
<p>TPBus PBX/KSU Distribution Module</p>  <p>TPBus PBX/KSU Distribution Module TP-KS08</p>	TP-KS08	<p>This module includes 8 discreetly wired RJ45 ports. It allows single integration with proprietary phone systems such as the Panasonic KXT Series and requires one KSU extension cable.</p>	Single Module Bay



MODULES - CATV

PRODUCT	PART #	DESCRIPTION	DIMENSIONS
<p>1 in 8 out Passive Video Distribution Module</p>  <p>8 Way Passive -11 dB Output 6KV Surge</p> <p>1 in 8 out Passive Video Distribution Module CX-1x8</p>	CX-1x8	<p>This passive video module includes:</p> <ul style="list-style-type: none"> • Digital cable, cable modem, HDTV, and EDTV compatible • 8 digital-ready passive CATV ports • 52-1000 MHz Forward Path / 5-42 MHz Return Path • Industry leading performance (22 dB min return loss, 11.5 dB insertion loss) • 6 kV surge protection on all ports 	Large Amplifier Bay

PRODUCT	PART #	DESCRIPTION	DIMENSIONS
<p>8 Port, 2 Way Digital RF Amplifier, 1 GHz</p>  <p>2 Way Digital RF Amplifier 1 GHz Broadband 6 kV Surge Protected 0 - 42 MHz Return Path</p> <p>CATV Input 0 - 10 dB / mV</p> <p>Power On 12VDC ⊕-⊖</p> <p>TV OUT</p> <p>CX-AMP1x8</p>	CX-AMP1x8	<p>This RF amplifier includes:</p> <ul style="list-style-type: none"> • Digital cable, cable modem, HDTV, and EDTV compatible • 8 digital-ready amplified CATV ports • 52-1000 MHz forward path / 5-42 MHz return path • 4 dB forward gain / ± 1 dB flatness • 3.5 dB max noise 54-860 MHz / 3.8 dB max noise 860 -1000 MHz • Industry leading performance (20 dB min Return Loss) • 6 KV surge protection all coax ports 	Large Amplifier Bay



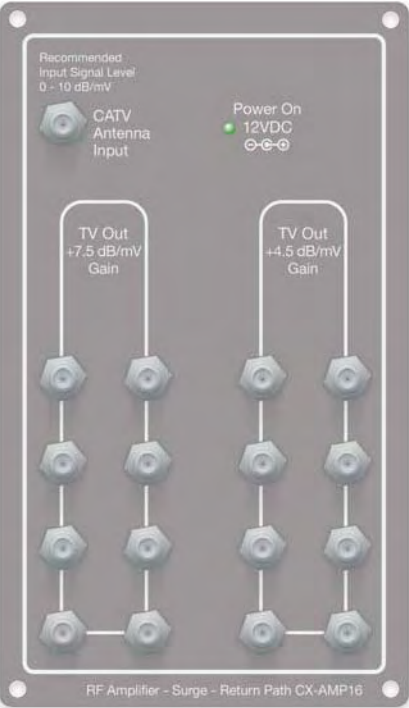


MODULES - CATV

PRODUCT	PART #	DESCRIPTION	DIMENSIONS
<p>8 Way RF Amplifier with Surge Protection, 8 Internals</p>	CX-AMP8.2KIT	<p>Amplifier features:</p> <ul style="list-style-type: none"> • Digital cable, cable modem, HDTV, and EDTV compatible • 8 digital-ready amplified CATV ports • 52-1000 MHz Forward Path / 5-42 MHz Return Path • 1.5 dB forward gain / ± 1 dB flatness • 3.5 dB amp max noise 54-860 MHz / system max noise • 4.75 dB 54-860 MHz industry leading performance (18 dB min return loss) • 6 KV surge protection on all coax ports • 8 front in-home modulator input ports / 3 additional on rear 	Large Amplifier Bay

PRODUCT	PART #	DESCRIPTION	DIMENSIONS
<p>16 Way RF Amplifier with Surge Protection, Return Path</p>	CX-AMP16	<p>Amplifier features:</p> <ul style="list-style-type: none"> • Digital cable, cable modem, HDTV, and EDTV compatible • 16 split high/low gain outputs for long/short cable runs • 54-1000 MHz forward channel / 5-42 MHz return channel • 7.5 dB gain high outputs / 4.5 dB gain short outputs • 3.5 dB amp max noise 54-860 MHz / system max noise 6 dB 54-860 MHz • Industry leading performance (18 dB min return loss) • 6 KV surge protection on all coax ports • 4 in-home modulator input ports on rear 	Large Amplifier Bay



MODULES - CATV

PRODUCT	PART #	DESCRIPTION	DIMENSIONS
<p>16 Way RF Amplifier with Surge Protection, Return Path, and 16 Internals</p>   	<p>CX-AMP16KIT</p>	<p>Amplifier features:</p> <ul style="list-style-type: none"> • 16 front in-home modulator input ports via 2 CX-DM8 modules • Digital cable, cable modem, HDTV, and EDTV compatible • 16 split high/low gain outputs for long/short cable runs • 54-1000 MHz forward channel / 5-42 MHz return channel • 7.5 dB gain high outputs / 4.5 dB gain short outputs • 3.5 dB amp max noise 54-860 MHz / system max noise 6 dB 54-860 MHz • industry leading performance (18 dB min return loss) • 6 KV surge protection on all coax ports • 4 modulator input ports on rear 	<p>Large Amplifier Bay, 2 Single Module Bays</p>






MODULES - POWER



PRODUCT	PART #	DESCRIPTION
Individual Power Supply 	CX16A-PS	This individual "plug-in" type power supply carries 12-15 volts, 1000 mA.
DC Power Distribution Module 	DC-PDM5	This RoHS compliant universal input (90-264 VAC) DC distribution module provides continuous short circuit protection, over voltage protection, 18 V switching power supply with regulated output, and five 2.5 mm DC connectors.
DC Cord Y Power Adapter 	YDC1	DC cord Y power adaptor
Small Bay Module Blank 	UX-205	Single (small) bay module blank
Large Bay Module Blank 	CXBLANK-S	Amplifier (large) bay module blank



INTEGRATION KITS

PRODUCT	PART #	DESCRIPTION
Wire Management Kit 	4057	Wire management kit includes 3 9" grommeted Velcro straps, 1 18" Velcro strap, and 4 screws.
Universal Mounting Kit 	70K2000	Universal mounting kit mounts a wide variety of third party devices. It includes all mounting hardware and two complete sets.
Edge-Grabber Kit 	70K3030	Security/home automation circuit board mounting kit includes 4 circuit board edge-grabbers and all necessary mounting hardware. These unique edge-grabbers hold virtually any circuit board up to 1/16" thickness.
Security System Install Kit	70K4800	This installation kit includes all of the features of the 70K3030 with an additional battery tray (up to 6.5" wide x 3.5" deep).
Mac mini Brackets	70K9800	These brackets are designed specifically for integrating Apple's Mac mini computer into the ceLAN and iLAN enclosures. Lifting the Mac mini .5" from the back of the enclosure, the brackets support both easy access of the computer's DVD superdrive and convection based air flow to keep the computer running cool. Powder coated paint ensures a snug fit while protecting the Mac mini from scratches.

ACCESSORIES

PRODUCT	PART #	DESCRIPTION
Adjustable Peripherals Holster 	UX-2551	This holster accommodates many third party products, maintaining wire management and a secure fit. It's compatible with all iLAN enclosures.
KSU8 to 8 Module Plug Cable 	TP-KSU624	For use with the TP-KSU8 phone module, this 10' KSU extension cable mates with the Panasonic KXT 624 / 848 / 1 st 8 extensions on 816.
KSU8 to 25 Pair Amphenol Conn	TP-KSU1232	For use with the TP-KSU8 phone module, this 10' KSU extension cable mates with the Panasonic KXT 1232 / 2 nd 8 extensions on 816.
Flush Mount Clips	TCF5-100 TCF2-400	RB-5 - 0.75" clips, package of 100 RB-2 - 0.276" OD clips, package of 400





Introducing a new kind of home system.



By combining intercom, cameras and multi-room audio, the Unity Home

System gives your customers the innovative technology they want at a price they can afford.



UNITY HOME SYSTEM

Table of Contents

 System Modules	62
 Interfaces	64



Unity Home System

The Unity Home System seamlessly integrates On-Q Camera, Multi-Room Audio, and Selective Call Intercom functions into one robust home system that is easily controlled via an attractive user interface. Available exclusively in the Studio design, at a price point that's perfect for the production market.



Simple and easy-to-use graphical user interface

Personalizable screen color options include the Studio Collection colors.

Shortcut buttons allow easy access to options based on current screen




2 speakers provide high-quality sound, specially formatted for intercom usage

Navigation arrows allow users to easily access cameras, intercom, multi-room audio and messaging functions

Video Q-Link ports allow direct connections of up to two Selective Call Video Door Units

Directly connect up to two cameras



Utilizing a network connection allows web set-up of the system and software updates

Q-link technology allows communication with all On-Q Home Systems products

Connect as many as 32 Selective Call Intercom Units to the Unity Home System with this cascade port



System Features and Benefits


- Up to six cameras per system
- Up to two LCDs or TV Displays per system
- Up to 32 intercom units per system
- System can be expanded for up to 16 audio zones
- Efficient Cat 5 installation with plug and play connections
- All units self-discover when connected to power
- No programming required, easy personalization options

COLORS

LCD Display



TV Display Interface



RELATED PRODUCTS



IC5000-XX
Selective Call Intercom
Room Unit



AU5009-XX
lyriQ Keypad

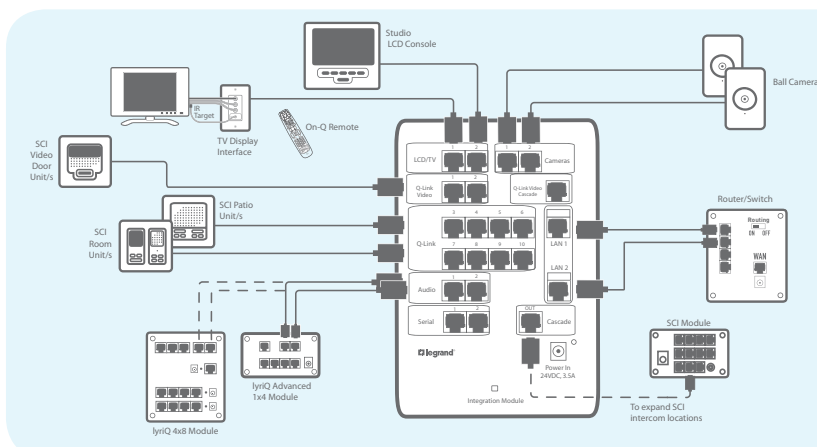


IC5003-XX
Selective Call Intercom
Video Door Unit



CM5002-XX
Ball Camera

WIRING DIAGRAM







INSTALLATION AT-A-GLANCE UNITY HOME SYSTEMS

1. Install the Integration Module in the enclosure.
2. Run the appropriate number of cables to each device to be connected to the Integration Module.
3. Install devices throughout the house.
4. Connect cables at the device and at the Integration Module. Allow devices to self-discover.
5. Personalize.



SYSTEM MODULES

PRODUCT	PART #	DESCRIPTION	DIMENSIONS
<p>Integration Module</p>  <p>NEW!</p>	HA6001	<p>The Integration Module is the heart of the Unity system, providing the central connection point for Selective Call Intercom, lyriQ Audio, and On-Q Camera systems.</p> <p>As the intelligence of the system, the Integration Module generates the Graphical User Interface and can be upgraded for additional functionality with software updates.</p> <p>The system requires one power supply and mounts in any On-Q enclosure.</p> <p>Compatible with PW1060 and PW1100 power supplies.</p>	6.25" W x 9" H x 1.25" D
<p>lyriQ Four Source, Eight-Zone Distribution Module</p> 	AU1002	<p>Distributes four sources of audio to multiple locations in the home.</p> <p>See page 68 for more information about lyriQ Audio Systems.</p>	5.9" H x 6.5" W
<p>lyriQ Advanced Single Source Distribution Module</p>  <p>NEW!</p>	AU1014	<p>Distributes one source of analog audio and a single source of digital audio* to multiple locations in the home.</p> <p>Power supply required (see page 41).</p> <p>See page 68 for more information about lyriQ Audio Systems.</p> <p>*To be released in a future software update of the Integration Module.</p>	3" H x 6.5" W
<p>4-Port Ethernet Router/Switch</p> 	DA1004	<p>Interconnects the Integration Module high-speed LAN ports.</p>	5.9" H x 6.5" W





EXPANSION MODULES

PRODUCT	PART #	DESCRIPTION	DIMENSIONS
<p>Selective Call Intercom 8-Location Distribution Module</p>	IC5001	<p>Expand the Unity Home System to include as many as 32 units, including four Video Door Units.</p> <p>Power supply required (see page 41).</p> <p>See page 100 for more information about Selective Call Intercom Systems.</p>	3" H x 6.5" W
<p>lyriQ Zone Expander with Integration</p>	AU1023	<p>Create 16 independent zones of audio by connecting two Four Source, Eight-Zone Distribution Modules (AU1002) to the Integration Module. No power supply required.</p> <p>See page 68 for more information about lyriQ Audio Systems.</p>	5.9" H x 6.5" W
<p>Category 5 Camera Module</p>	CM1011	<p>Add up to four cameras to the Unity Home System with this module.</p> <p>Power supply required (see page 41).</p> <p>See page 118 for more information about On-Q Camera Systems.</p>	3" H x 6.5" W
<p>LCD Module</p>	CM1010	<p>Enable viewing of up to four cameras on the LCD Console.</p> <p>See page 118 for more information about On-Q Camera Systems.</p>	3" H x 6.5" W

NEW!



INTERFACES

PRODUCT	PART #	DESCRIPTION	DIMENSIONS
<p>LCD Console</p> 	<p>HA5000-GB HA5000-LA HA5000-TI HA5000-WH</p>	<p>The 7" LCD Console brings the Unity Home System to life for the user. It features a simple graphical user interface that allows control of camera, multi-room audio, intercom, and messaging functions.</p> <p>The console mounts in a standard triple gang box and installs easily via Cat 5 wiring with convenient RJ45 connections.</p> <p>The LCD Console is available in four attractive Studio colors.</p>	<p>7" H x 7.5" W</p>
<p>LCD Console with lyriQ</p>	<p>HA5009-GB HA5009-LA HA5009-TI HA5009-WH</p>	<p>This LCD features additional connections for lyriQ that turn it into a volume control when used with the Integration Module.</p>	<p>7" H x 7.5" W</p>
<p>LCD Console with High-Performance lyriQ</p>	<p>HA5010-GB HA5010-LA HA5010-TI HA5010-WH</p>	<p>This LCD features additional connections for High-Performance lyriQ that turn it into a volume control when used with the Integration Module.</p>	<p>7" H x 7.5" W</p>
PRODUCT	PART #	DESCRIPTION	DIMENSIONS
<p>TV Display Interface</p> 	<p>HA5201-BK HA5201-LA HA5201-WH</p>	<p>Turn any TV in the Home into a Unity Home System Interface with this single gang decorator strap.</p>	<p>4.2" H x 1.65" W</p>

COLOR OPTIONS

LCD Display



Gloss Black
GB
Light Almond
LA
Titanium
TI
White
WH

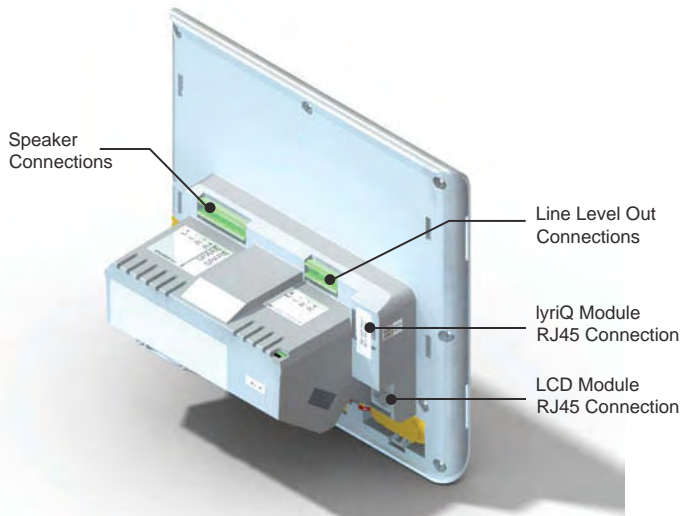
TV Display Interface



Black
BK
Light Almond
LA
White
WH

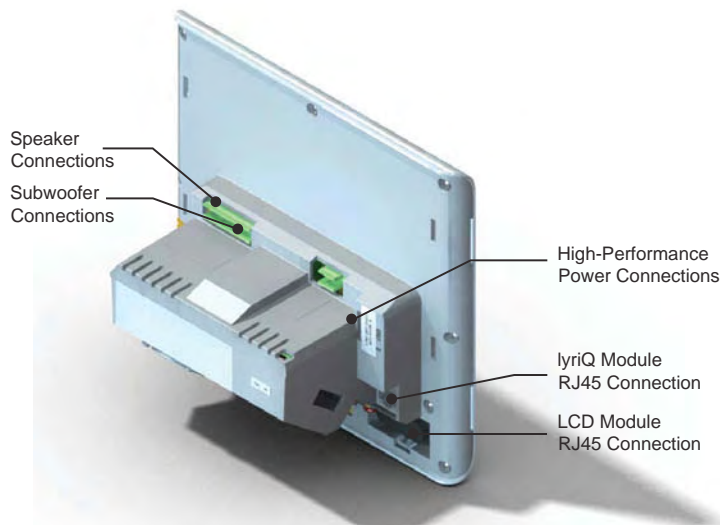


WIRING YOUR UNITY HOME SYSTEM FOR LYRIQ



HA5009-XX CONNECTING THE LCD CONSOLE WITH LYRIQ

1. Run the appropriate Cat 5 and speaker cables to the LCD Console with LyriQ.
2. Connect speakers.
3. Connect Cat 5 via an RJ45 connection to both the LyriQ Module connection and LCD Module connection.
4. Run Cat 5 cable back to the enclosure and connect to the LyriQ Module and LCD Module.
5. Connect the power supply and wait for the system to auto-discover.



HA5010-XX CONNECTING THE LCD CONSOLE WITH HIGH-PERFORMANCE LYRIQ

1. Run the appropriate Cat 5 and speaker cables to the LCD Console with High-Performance LyriQ.
2. Connect speakers and subwoofer.
3. Connect Cat5 via an RJ45 connection to both the LyriQ Module connection and LCD Module connection.
4. Connect the High-Performance power.
5. Run Cat 5 cable back to the enclosure and connect to the LyriQ Module and LCD Module.
6. Connect the power supplies and wait for the system to auto-discover.




Take entertainment to a whole new level.

From amazing audio to movie theater quality surround sound, On-Q entertainment

products offer your customers all the top entertainment choices with none of the connection complications.



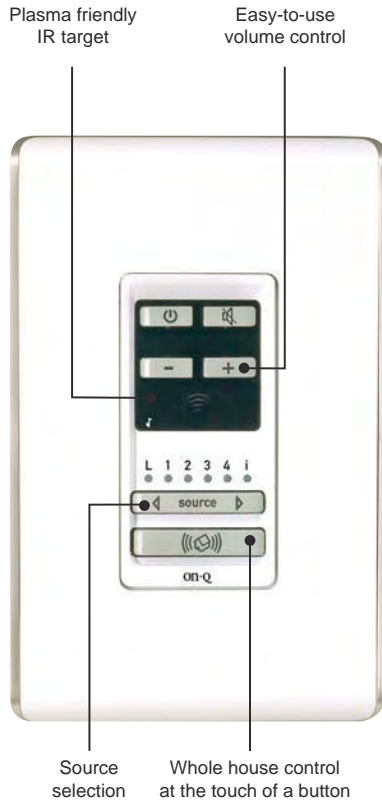
Table of Contents

 LyriQ in Studio Design	68
 LyriQ in Classic Design	74
 Speakers	82
 Video	92



lyriQ™ Multi-Room Audio System in the Studio Design

Now available in the new Studio design, the lyriQ Multi-Room Audio System delivers high performance sound at the touch of a button. Installed easily via Cat 5 wiring, lyriQ systems are available in multi-source or single source versions. Each multi-source system can control up to eight zones of audio, with the ability to cascade additional modules for larger installations.





System Features and Benefits

- Up to four sources per multi-source system
- Up to eight zones per multi-source system, with ability to expand
- Whole house control via universal remote and keypad
- High performance and standard systems
- Up to two local source inputs per keypad
- Local source selectable via keypads
- Elegant, contemporary design
- Efficient installation via Cat 5 wiring

COLORS



RELATED PRODUCTS



AU5008-XX
lyriQ Local Source
Input



AU5009-XX
lyriQ Keypad

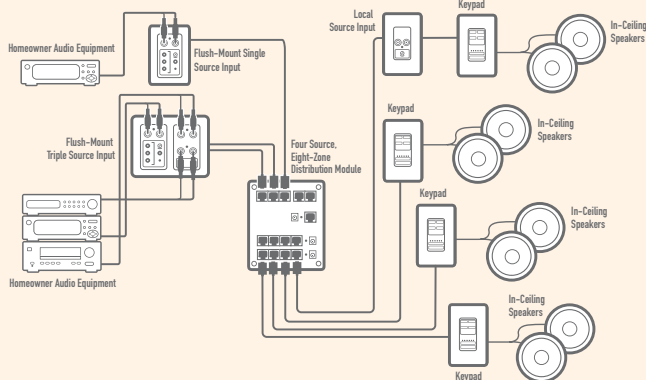


AU5010-XX
lyriQ High Performance
Keypad



AU5544-XX
lyriQ Multi-Source, Four-Zone Kit

WIRING DIAGRAM



INSTALLATION AT-A-GLANCE lyriQ MULTI-SOURCE AUDIO SYSTEM

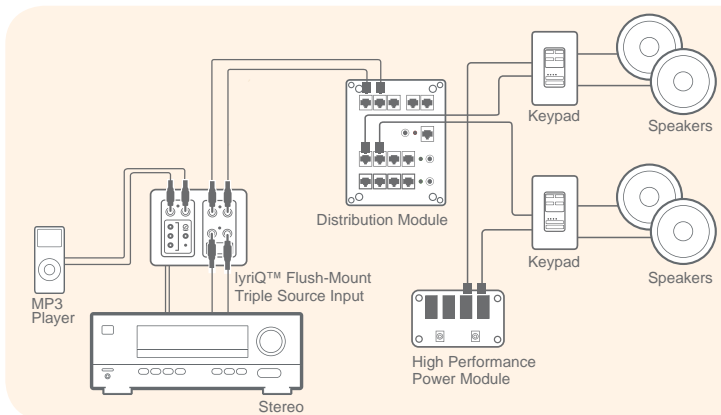
1. Run a single Cat 5 cable and 16/4 speaker wire to each location where a keypad will be installed.
2. Install each keypad in a standard single gang box and connect a pair of speakers to the keypad.
3. Install the multi-source distribution module in the On-Q enclosure and connect it to the keypads.
4. Run a Cat 5 cable from the module to each location where a flush-mount source input will be installed.
5. Install the flush mount inputs in standard single or double gang boxes and connect the Cat 5.
6. Connect the source to the input.



lyriQ™ HIGH PERFORMANCE KITS

PRODUCT	PART #	DESCRIPTION
<p>lyriQ High Performance Multi-Source, 6-Zone Kit in Studio Design</p>  <p>HIGH PERFORMANCE</p>	AU5646-WH	<p>With this lyriQ High Performance Audio Kit, homeowners can relax throughout the home to the crisp, clear sounds of their favorite artists. They can entertain in six different rooms or zones without missing a single riff. The kit includes six high performance keypads with 20 W per channel (class D) power and active subwoofer support, providing superior performance and fidelity throughout the home.</p> <p>Kit Contains: 6 lyriQ High Performance Keypads with Studio Plates 2 High Performance Power Distribution Modules 1 lyriQ Flush Mount Single Source Input 1 lyriQ Flush Mount Triple Source Input 1 lyriQ Four Source, Eight-Zone Distribution Module 1 Remote 2 Dual IR Emitters 4 Power Supplies 1 Single-Gang Studio Wall Plate 1 Double-Gang Studio Wall Plate</p>
<p>lyriQ High Performance Multi-Source, 4-Zone Kit in Studio Design</p>  <p>HIGH PERFORMANCE</p>	AU5644-WH	<p>This lyriQ High Performance Kit is the perfect way to provide serious audiophile sound in a smaller package. Homeowners can enjoy high-fidelity audio from four different sources in four different rooms or zones, including the patio. The kit includes four high performance keypads with 20 W per channel (class D) power and active subwoofer support, providing superior performance and fidelity throughout the home.</p> <p>Kit Contains: 4 lyriQ High Performance Keypads with Studio Plates 1 High Performance Power Distribution Module 1 lyriQ Flush Mount Single Source Input 1 lyriQ Flush Mount Triple Source Input 1 lyriQ Four Source, Eight-Zone Distribution Module 1 Remote 2 Dual IR Emitters 3 Power Supplies 1 Single-Gang Studio Wall Plate 1 Double-Gang Studio Wall Plate</p>

WIRING DIAGRAM



INSTALLATION AT-A-GLANCE
lyriQ HIGH PERFORMANCE AUDIO SYSTEM




1. Run a Cat 5 cable and 16/4 speaker wire to any location where a keypad will be installed.
2. Install each keypad in a single gang box and connect a pair of speakers to the keypad.
3. Install the power module and multi-source distribution module in the On-Q enclosure.
4. Connect the Cat 5 cables from the keypads to the power module and the distribution module.
5. Run a Cat 5 cable from the distribution module to each location where a source input will be installed. Connect the source to the source input.



lyriQ™ KITS






PRODUCT	PART #	DESCRIPTION										
<p>lyriQ Multi-Source, 4-Zone Kit in Studio Design</p>  <p>MULTI-SOURCE</p>	AU5544-WH	<p>This lyriQ Audio Kit lets homeowners enjoy four music sources throughout their home. Its Cat 5 backbone allows whole house commands and it easily integrates with the Broadcast or Selective Call Intercom Systems. It passes Infrared remote control signals for easy sound management and, because it's Cat 5-based, installation is simple.</p> <p>Kit Contains:</p> <table border="0"> <tr> <td>4 lyriQ Keypads with Studio Plates</td> <td>1 Remote</td> </tr> <tr> <td>1 lyriQ Local Source Input with Studio Plate</td> <td>2 Dual IR Emitters</td> </tr> <tr> <td>1 lyriQ Flush Mount Single Source Input</td> <td>1 Power Supply</td> </tr> <tr> <td>1 lyriQ Flush Mount Triple Source Input</td> <td>1 Single-Gang Studio Wall Plate</td> </tr> <tr> <td>1 lyriQ Four Source, Eight-Zone Distribution Module</td> <td>1 Double-Gang Studio Wall Plate</td> </tr> </table>	4 lyriQ Keypads with Studio Plates	1 Remote	1 lyriQ Local Source Input with Studio Plate	2 Dual IR Emitters	1 lyriQ Flush Mount Single Source Input	1 Power Supply	1 lyriQ Flush Mount Triple Source Input	1 Single-Gang Studio Wall Plate	1 lyriQ Four Source, Eight-Zone Distribution Module	1 Double-Gang Studio Wall Plate
4 lyriQ Keypads with Studio Plates	1 Remote											
1 lyriQ Local Source Input with Studio Plate	2 Dual IR Emitters											
1 lyriQ Flush Mount Single Source Input	1 Power Supply											
1 lyriQ Flush Mount Triple Source Input	1 Single-Gang Studio Wall Plate											
1 lyriQ Four Source, Eight-Zone Distribution Module	1 Double-Gang Studio Wall Plate											
<p>lyriQ Single Source, 4-Zone Kit in Studio Design</p>  <p>SINGLE SOURCE</p>	AU5514-WH	<p>The lyriQ Single Source, 4-Zone Kit allows homeowners to enjoy the main music source in four rooms, or choose to listen to a local source in only one room. Its Cat 5 backbone allows whole house commands and passes Infrared remote control signals for easy sound management.</p> <p>Kit Contains:</p> <table border="0"> <tr> <td>4 lyriQ Keypads with Studio Plates</td> <td>1 Remote</td> </tr> <tr> <td>1 lyriQ Local Source Input with Studio Plate</td> <td>1 Dual IR Emitter</td> </tr> <tr> <td>1 lyriQ Flush Mount Single Source Input</td> <td>1 Power Supply</td> </tr> <tr> <td>1 lyriQ Advanced Single Source, Four-Zone Distribution Module</td> <td>1 Single-Gang 1 lyriQ Studio Wall Plate</td> </tr> </table>	4 lyriQ Keypads with Studio Plates	1 Remote	1 lyriQ Local Source Input with Studio Plate	1 Dual IR Emitter	1 lyriQ Flush Mount Single Source Input	1 Power Supply	1 lyriQ Advanced Single Source, Four-Zone Distribution Module	1 Single-Gang 1 lyriQ Studio Wall Plate		
4 lyriQ Keypads with Studio Plates	1 Remote											
1 lyriQ Local Source Input with Studio Plate	1 Dual IR Emitter											
1 lyriQ Flush Mount Single Source Input	1 Power Supply											
1 lyriQ Advanced Single Source, Four-Zone Distribution Module	1 Single-Gang 1 lyriQ Studio Wall Plate											

lyriQ™ DISTRIBUTION MODULES

PRODUCT	PART #	DESCRIPTION	DIMENSIONS
<p>lyriQ Four-Source, Eight-Zone Distribution Module</p> 	AU1002	<p>The lyriQ Four Source, Eight-Zone Distribution Module distributes four audio sources to up to eight different zones. It also includes built-in audio interrupt for On-Q Intercom Systems, and can be used to expand a system to up to 32 rooms.</p> <p>Bracket included. Power supply required (see page 41).</p>	5.9" H x 6.5" W
<p>lyriQ Single Source, 4-Zone Distribution Module</p> 	AU7396	<p>The lyriQ Single Source, Four-Zone Distribution Module provides high-quality stereo music to four rooms, with the ability to expand to 16 rooms. It also includes built-in audio interrupt for On-Q Intercom Systems, and can be used to expand a system to up to 32 rooms.</p> <p>Bracket included. Power supply required (see page 41).</p>	3" H x 6.5" W
<p>lyriQ Advanced Single Source Distribution Module</p> 	AU1014	<p>The lyriQ Advanced Single Source Distribution Module allows you to connect the whole house audio to the Integration Module. It distributes audio from one analog source and supports four to sixteen rooms.</p> <p>Bracket included. Power supply required (see page 41).</p>	3" H x 6.5" W



LYRIQ™ SOURCE INPUTS





PRODUCT	PART #	DESCRIPTION	DIMENSIONS
<p>lyriQ Local Source Input in Studio Design</p> 	<p>AU5008-GB AU5008-LA AU5008-TI AU5008-WH</p>	<p>The lyriQ Local Source Input enables users to plug in devices like personal audio players locally for in-room entertainment. It includes a convenient RJ45 connection and adjustable gain control. Up to two local source inputs can be installed per zone, and it can be selected from the studio keypad or the On-Q remote.</p> <p>Includes Studio Wall Plate.</p>	<p>4.2" H x 1.65" W</p>
<p>lyriQ Flush Mount Triple Source Input</p> 	<p>AU1011-BK AU1011-LA AU1011-WH</p>	<p>The lyriQ Flush Mount Triple Source Input connects to the Four-Source, Eight-Zone Module to distribute three audio sources throughout the home. It features two RJ45 connections, adjustable gain control for each input, three IR emitter ports and one IR target port. Pair with the lyriQ Single Source Input in flush-mount or standard versions (AU1004 or F7398).</p>	<p>4.2" H x 3.3" W</p>
<p>lyriQ Flush Mount Single Source Input</p> 	<p>AU1004-BK AU1004-LA AU1004-WH</p>	<p>The lyriQ Flush Mount Single Source Input connects to a lyriQ distribution module to distribute one audio source throughout the home. It features an RJ45 connection, adjustable gain control, an IR emitter port and an IR target port.</p>	<p>4.2" H x 1.65" W</p>
<p>lyriQ Triple Source Input</p> 	<p>F7428</p>	<p>The lyriQ Triple Source Input connects to the Four-Source, Eight-Zone Module to distribute three audio sources throughout the home. It features two RJ45 connections, adjustable gain control for each input, three IR emitter ports and one IR target port. Pair with the lyriQ Single Source Input in flush-mount or standard versions (AU1004 or F7398).</p>	<p>2.45" H x 4.5" W x 1.25" D</p>
<p>lyriQ Single Source Input</p> 	<p>F7398</p>	<p>The lyriQ Single Source Input connects to a lyriQ distribution module to distribute one audio source throughout the home. It features an RJ45 connection, adjustable gain control, an IR emitter port and an IR target port.</p>	<p>2.45" H x 4.5" W x 1.25" D</p>

COLOR OPTIONS






lyriQ™ COMPONENTS

PRODUCT	PART #	DESCRIPTION	DIMENSIONS
lyriQ High Performance Keypad in Studio Design 	AU5010-GB AU5010-LA AU5010-TI AU5010-WH	The lyriQ High Performance Keypad is perfect for applications requiring superior power and fidelity. The keypad features enhanced performance with 20 W per channel (class D) power and active subwoofer support with an 80 Hz low pass filter. The keypad includes backlit buttons to indicate unit status, and an RJ45 connection for easy, Cat 5-based installation. Includes Studio Wall Plate. lyriQ High Performance Keypad Power Distribution Module (AU1001) required.	4.2" H x 1.65" W
lyriQ Keypad in Studio Design 	AU5009-GB AU5009-LA AU5009-TI AU5009-WH	The keypad delivers high quality sound throughout the home. It features enhanced performance with an efficient 15 W, class D amplifier, as well as convenient backlit buttons to indicate unit status. The keypad also enables direct selection of the local source, as well as a convenient whole house button and an RJ45 connection for easy Cat 5-based installation. Includes Studio Wall Plate.	4.2" H x 1.65" W
lyriQ Zone Expander 	AU1022	This product expands an eight-zone, multi-source lyriQ system to create up to 16 zones of audio. Designed to be connected to two four-source, eight-zone distribution modules, the zone expander includes convenient RJ45 connections and does not require any additional power.	3" H x 6.5" W
lyriQ Zone Expander with Integration 	AU1023 NEW!	This product features the same functionality as the AU1022, but can also be used with the Integration Module to connect to the Unity Home System.	3" H x 6.5" W


ACCESSORIES

PRODUCT	PART #	DESCRIPTION
Home Systems Remote 1060 	AU1060	The On-Q Remote features whole house commands which control all keypads from one location. It controls the lyriQ Audio System, as well as other On-Q systems. The universal learning remote can also be programmed to control up to seven additional devices.
Dual IR Mouse Emitter	F7425	Includes 3.5 mm mono mini plug for connection to any lyriQ Source Input. Emitter installs directly over IR sensor window for control of source equipment from the keypad or universal remote.
Universal IR Target	AC1016	Enables control of multimedia equipment in locations without a volume control, such as when equipment is stored inside the entertainment center.



lyriQ™ Multi-Room Audio System in the Classic Design

The lyriQ System is the perfect solution for high performance whole house audio. Systems are available in single or multi-source versions and are based on efficient Cat 5 wiring. Each multi-source system can support up to 32 zones of audio and up to four audio sources.





System Features and Benefits

- Up to four sources per multi-source system
- Up to eight zones per multi-source system, with ability to expand
- Whole house control via universal remote and keypad
- High performance and standard systems
- Up to two local source inputs per keypad
- Flush mount inputs in single and triple source versions
- Classic design enhances any decor
- Efficient installation via Cat 5 wiring

COLORS



RELATED PRODUCTS



F7417-XX
lyriQ Local Source
Input



AU7394-XX
lyriQ Keypad

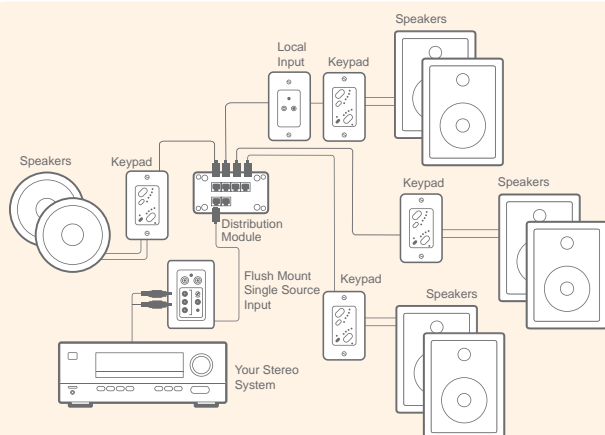


AU1000-XX
lyriQ High-Performance
Keypad



AU7400-XX
lyriQ Single Source, 4-Zone Kit

WIRING DIAGRAM



INSTALLATION AT-A-GLANCE lyriQ SINGLE-SOURCE AUDIO SYSTEM

1. Run a single Cat 5 cable and 16/4 speaker wire to each location where a keypad will be installed.
2. Install each keypad in a standard single gang box and connect the Cat 5 cable and a pair of speakers to the keypad.
3. Install the single source distribution module in the On-Q enclosure and connect it to the keypads and source input.
4. Run a Cat 5 cable from the module to the location where the source input will be installed.
5. Install the input in a standard single-gang box and connect the Cat 5.
6. Connect the audio source to the source input.



lyriQ™ MULTI-SOURCE KITS

PRODUCT	PART #	DESCRIPTION
<p>lyriQ High Performance Multi-Source, 6-Zone Kit</p>  <p>HIGH PERFORMANCE</p>	<p>AU1006-LA AU1006-WH</p>	<p>With this kit homeowners can enjoy four different audio sources in six zones. It includes high performance keypads with 20 W per channel (class D) power and active subwoofer support, providing superior performance and fidelity throughout the home. Its Cat 5 backbone allows whole house commands and it easily integrates with the Broadcast or Selective Call Intercom Systems.</p> <p>Kit Contains:</p> <p>6 High Performance Keypads with Plates 1 Dual IR Mouse Emitter 1 Triple Source Input 4 Power Supplies 1 Single Source Input 2 High Performance Power Distribution Modules 1 Four-Source, Eight-Zone Distribution Module 1 Universal Remote</p>
<p>lyriQ High Performance Multi-Source, 4-Zone Kit</p>  <p>HIGH PERFORMANCE</p>	<p>AU1005-LA AU1005-WH</p>	<p>Homeowners can enjoy high-fidelity audio from four different sources in four different rooms or zones, including the patio. Included are four high performance keypads featuring enhanced power handling capabilities and better fidelity for more bass and mid-range sound. Its Cat 5 backbone allows whole house commands and it easily integrates with the Broadcast or Selective Call Intercom Systems.</p> <p>Kit Contains:</p> <p>4 High Performance Keypads with Classic Plates 1 High Performance Power Distribution Module 1 Triple Source Input 1 Single Source Input 1 Four-Source, Eight-Zone Distribution Module 1 Dual IR Mouse Emitter 1 Universal Remote 3 Power Supplies</p>
<p>lyriQ Multi-Source, 4-Zone Kit with Flush Mount Inputs</p> 	<p>AU1021-LA AU1021-WH</p>	<p>This lyriQ Audio Kit lets homeowners enjoy four music sources in four rooms. It includes the new flush mount source inputs, which install directly into the wall at trim-out, eliminating leave-behind parts. Its Cat 5 backbone allows whole house commands and it easily integrates with the Broadcast or Selective Call Intercom Systems.</p> <p>Kit Contains:</p> <p>4 Keypads with Classic Plates 2 Dual IR Emitters 1 Flush Mount Triple Source Input 1 Universal Remote 1 Flush Mount Single Source Input 1 Power Supply 1 Local Source Input with Classic Plate 1 Double-Gang Classic Wall Plate 1 Single-Gang Classic Wall Plate 1 Four-Source, Eight-Zone Distribution Module</p>
<p>lyriQ Multi-Source, 4-Zone Kit</p> 	<p>AU1003-LA AU1003-WH</p>	<p>This lyriQ Audio Kit lets homeowners enjoy four music sources in up to four rooms. Its Cat 5 backbone allows whole house commands and it easily integrates with the Broadcast or Selective Call Intercom Systems.</p> <p>Kit Contains:</p> <p>4 Keypads with Classic Plates 1 Triple Source Input 1 Single Source Input 1 Local Source Input with Classic Plate 1 Four Source, Eight-Zone Distribution Module 1 Universal Remote 2 Dual IR Mouse Emitters 1 Power Supply</p>



lyriQ™ SINGLE SOURCE KITS

PRODUCT	PART #	DESCRIPTION
<p>lyriQ Single Source, 4-Zone Kit with Flush Mount Inputs</p> 	<p>AU1012-LA AU1012-WH</p>	<p>The lyriQ Single Source, 4-Zone Kit is the perfect all-in-one solution for whole house audio. Homeowners can enjoy the main music source in four rooms, or choose to listen to a local source in only one room. The kit also includes a new flush mount single source input, giving you high performance sound without all the wires. Its Cat 5 backbone allows whole house commands.</p> <p>Kit Contains:</p> <ul style="list-style-type: none"> 4 Keypads with Classic Plates 1 Flush Mount Single Source Input 1 Single Source, Four-Zone Distribution Module 1 Local Source Input with Classic Plate 1 Universal Remote 1 Dual IR Emitter 1 Power Supply 1 Single-Gang Classic Wall Plate
<p>lyriQ Single Source, 4-Zone Kit</p> 	<p>AU7400-LA AU7400-WH</p>	<p>The lyriQ Single Source, 4-Zone Kit is the perfect all-in-one solution for whole house audio. Homeowners can enjoy the main music source in four rooms, or choose to listen to a local source in only one room. Its Cat 5 backbone allows whole house commands.</p> <p>Kit Contains:</p> <ul style="list-style-type: none"> 4 Keypads with Classic Plates 1 Single Source Input 1 Single Source, Four-Zone Distribution Module 1 Local Source Input 1 Dual IR Mouse Emitter 1 Universal Remote 1 Power Supply
<p>lyriQ Single Source, 4-Zone Kit with Knobs</p> 	<p>AU7395-WH</p>	<p>The lyriQ Single Source, 4-Zone Kit is the perfect all-in-one solution for whole house audio. Its simplistic volume controls feature a sleeker design and a smooth radial turn. The kit transmits audio, power and infrared data via one Cat 5 cable, making installation cost-efficient and simple.</p> <p>Kit Contains:</p> <ul style="list-style-type: none"> 4 Volume Controls 1 Single Source Input 1 Single Source, Four-Zone Distribution Module 1 Local Source Input 1 Dual IR Mouse Emitter 1 Power Supply

COLOR OPTIONS



Light Almond
LA

White
WH


lyriQ™ COMPONENTS






PRODUCT	PART #	DESCRIPTION	DIMENSIONS
lyriQ High Performance Keypad 	AU1000-BK AU1000-IV AU1000-LA AU1000-WH	The lyriQ High Performance Keypad takes whole house audio and cranks it up a notch. Perfect for applications requiring superior power and fidelity, the keypad features enhanced performance with 20 W per channel (class D) power and active subwoofer support with an 80 Hz low pass filter. It also includes convenient backlit buttons to indicate status. *lyriQ High Performance Keypad Power Distribution Module (AU1001) required.	4.2" H x 1.65" W
lyriQ Keypad 	AU7394-BK AU7394-IV AU7394-LA AU7394-WH	When installed with the lyriQ Audio System, the keypad delivers high-quality sound throughout the home and garden. It features enhanced performance with an efficient 15 W, class D amplifier, as well as convenient backlit buttons to indicate unit status. The keypad features an RJ45 connection for easy Cat 5-based installation.	4.2" H x 1.65" W
lyriQ Amplified Volume Control 	F7399-IV F7399-LA F7399-WH	This easy-to-use volume control features Infrared sensors, which allow remote control of volume level. They easily install in standard decorator plates via Cat 5 cabling, and enhance the convenience of any whole house audio system.	4.2" H x 1.65" W
lyriQ Zone Expander 	AU1022	This product expands an eight-zone, multi-source lyriQ system to create up to 16 zones of audio. Designed to be connected to two four-source, eight-zone distribution modules, the zone expander includes convenient RJ45 connections and does not require any additional power.	3" H x 6.5" W
lyriQ Zone Expander with Integration 	AU1023	This product features the same functionality as the AU1022, but can also be used with the Integration Module to connect to the Unity Home System.	3" H x 6.5" W

NEW!
COLOR OPTIONS

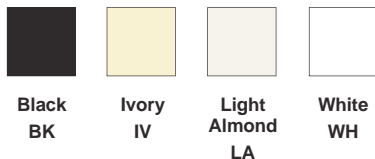

Black BK **Ivory IV** **Light Almond LA** **White WH**



lyriQ™ SOURCE INPUTS


PRODUCT	PART #	DESCRIPTION	DIMENSIONS
lyriQ Local Source Input 	F7417-BK F7417-IV F7417-LA F7417-WH	The lyriQ Local Source Input enables users to plug in devices locally for in-room entertainment. Listen to personal audio players, enjoy video games and watch TV with rich sound output to local speakers. The local source input automatically overrides the remote source music in the room and returns to the main source when the local source is turned off.	4.2" H x 1.65" W
lyriQ Flush Mount Triple Source Input 	AU1011-BK AU1011-LA AU1011-WH	The lyriQ Flush Mount Triple Source Input connects to the Four-Source, Eight-Zone Module to distribute three audio sources throughout the home. It features two RJ45 connections, adjustable gain control for each input, three IR emitter ports and one IR target port. Pair with the lyriQ Single Source Input in flush-mount or standard versions (AU1004 or F7398).	4.2" H x 3.3" W
lyriQ Flush Mount Single Source Input 	AU1004-BK AU1004-LA AU1004-WH	The lyriQ Flush Mount Single Source Input connects to a lyriQ distribution module to distribute one audio source throughout the home. It features an RJ45 connection, adjustable gain control, an IR emitter port and an IR target port.	4.2" H x 1.65" W
lyriQ Triple Source Input 	F7428	The lyriQ Triple Source Input connects to the Four-Source, Eight-Zone Module to distribute three audio sources throughout the home. It features two RJ45 connections, adjustable gain control for each input, three IR emitter ports and one IR target port. Pair with the lyriQ Single Source Input in flush-mount or standard versions (AU1004 or F7398).	2.45" H x 4.5" W x 1.25" D
lyriQ Single Source Input 	F7398	The lyriQ Single Source Input connects to a lyriQ distribution module to distribute one audio source throughout the home. It features an RJ45 connection, adjustable gain control, an IR emitter port and an IR target port.	2.45" H x 4.5" W x 1.25" D


COLOR OPTIONS






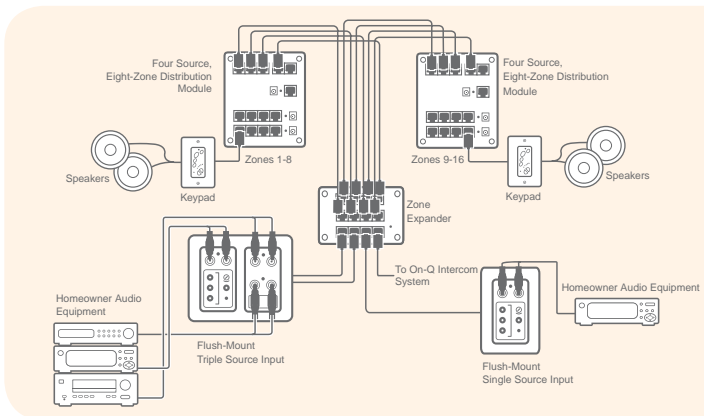
lyriQ™ DISTRIBUTION MODULES

PRODUCT	PART #	DESCRIPTION	DIMENSIONS
lyriQ Four Source, Eight-Zone Distribution Module 	AU1002	The lyriQ Four Source, Eight-Zone Distribution Module distributes four audio sources to up to eight different zones. It also includes built-in audio interrupt for On-Q Intercom Systems, and can be used to expand a system to up to 32 rooms. Bracket included. Power supply required (see page 41).	5.9" H x 6.5" W

PRODUCT	PART #	DESCRIPTION	DIMENSIONS
lyriQ Single Source, 4-Zone Distribution Module 	AU7396	The lyriQ Single Source, Four-Zone Distribution Module provides high-quality stereo music to four rooms, with the ability to expand to 16 rooms. It also passes infrared remote control signals for easy sound management. Bracket included. Power supply required (see page 41).	3" H x 6.5" W

PRODUCT	PART #	DESCRIPTION	DIMENSIONS
lyriQ Advanced Single Source Distribution Module  NEW!	AU1014	The lyriQ Advanced Single Source Distribution Module allows you to connect the whole house audio to the Integration Module. It distributes audio from one analog source and supports four to sixteen rooms. The module features a built-in audio interrupt feature when used with Selective Call Intercom Systems. Bracket included. Power supply required (see page 41).	3" H x 6.5" W

WIRING DIAGRAM







INSTALLATION AT-A-GLANCE
lyriQ ZONE EXPANDER

1. Run a single Cat 5 cable and 16/4 speaker wire to each location where a keypad will be installed.
2. Install each keypad in a single gang box and connect a pair of speakers to the keypad.
3. Install two multi-source distribution modules in the On-Q enclosure and connect them to the keypads.
4. Install the zone expander in the enclosure and connect it to the two multi-source distribution modules.
5. Run a single Cat 5 cable from the zone expander to each flush-mount source input, installed in standard electrical boxes.
6. Connect the audio sources to the source inputs.



ACCESSORIES

PRODUCT	PART #	DESCRIPTION
Home Systems Remote 1060 	AU1060	The On-Q Remote features whole house commands which control all keypads from one location. It controls the lyriQ Audio System, as well as other On-Q systems. The universal remote can also be programmed to control up to seven additional devices.
Single Speaker Connection Strap 	F9006-BK F9006-BR F9006-IV F9006-LA F9006-WH	Two binding posts for speaker connection.
2 Speaker Connection Strap 	F9005-BK F9005-BR F9005-IV F9005-LA F9005-WH	Decorator frame containing two right and two left binding posts for audio source connection.
Home Theater Strap 	F9004-BK F9004-BR F9004-IV F9004-LA F9004-WH	Two decorator frames containing five pairs of binding posts for home theater speaker connection. The strap includes a connection for the subwoofer for a true 5.1 multi-room audio installation.
Dual IR Mouse Emitter	F7425	Includes 3.5 mm mono mini plug for connection to any lyriQ Source Input. Emitter installs directly over IR sensor window for control of source equipment from the keypad or universal remote.
Universal IR Target	AC1016	Enables control of multimedia equipment in locations without a volume control, such as when equipment is stored inside the entertainment center.

IMPEDANCE MATCHING AUDIO

PRODUCT	PART #	DESCRIPTION	DIMENSIONS
6-Room Audio Module	364454-01	This module provides color-coded connections for up to six sets of speakers with impedance. It also features removable connectors for easy wire termination.	3" H x 6.5" W
Impedance Matching Volume Control	AU0100-WHLA-V1 AU0100-WHDM-V1	Products come assembled in white but include pieces to change to Light Almond and Almond respectively.	4.2" H x 1.65" W
4-Zone Audio Distribution Outlet	364741-01 (White) 364741-02 (Almond) 364741-04-V1 (Lt Almond)	Provides distribution of an audio source to four pairs of speakers.	N/A
6-Room Audio Module (for HECC)	364761-01	Used for the Home Entertainment Connection Center.	N/A

COLOR OPTIONS





Home Theater Speakers

Engineered to support premium home theater installations, evoQ home theater speakers offer everything you need to install the ultimate home theater.



evoQ™ 7000 Series Speakers

Designed for high-end home theaters, the evoQ 7000 Series includes standard in-ceiling and in-wall speakers, as well as angled in-ceiling speakers, center channels, and a 12" subwoofer.



HT7157
Center Channel Speaker



HT7655
Angled In-Ceiling Speaker



HT7124
Subwoofer



HT7651
In-Wall Speaker

evoQ™ 5000 Series Speakers

Optimized for the demands of home theater sound or high-performance multi-room audio, the evoQ 5000 Series features in-wall, in-ceiling, and angled in-ceiling speakers, as well as center channels and a 10" subwoofer.



HT5157
Center Channel Speaker



HT5655
Angled In-Ceiling Speaker



HT5104
Subwoofer



HT5800
In-Ceiling Speaker



Multi-Room Audio Speakers

Our evoQ multi-room audio speakers were designed specifically to support our lyriQ Audio System, providing the best possible sound throughout the whole house and even outdoors.



evoQ™ 3000 Series Speakers

Optimized for multi-room audio, the evoQ 3000 Series includes in-wall and in-ceiling speakers, as well as a dual voice coil and outdoor speakers.



MS3523-BK
Outdoor Speaker



MS3652
Dual Voice Coil Speaker



MS3650
In-Ceiling Speaker



MS3651
In-Wall Speaker

evoQ™ 1000 Series Speakers

The evoQ 1000 Series offers an exceptional value for whole house audio distribution, and includes in-wall and in-ceiling speakers.




MS1650
In-Ceiling Speaker



364765-02
In-Wall Speaker


evoQ™ CENTER CHANNEL SPEAKERS

PRODUCT	PART #	DESCRIPTION	DIMENSIONS
evoQ 7000 Series Center Channel Speaker 	HT7157	The evoQ 7000 Center Channel Speaker is optimized for home theater systems. Its bookshelf design is perfect for situations that do not permit an in-wall installation, and it can be placed horizontally or vertically above or below the display. It also features magnetically shielded drivers to prevent video interference and is equipped with glass fiber woofers and an aluminum tweeter.	5.5" H x 5.75" D x 15.75" W

PRODUCT	PART #	DESCRIPTION	DIMENSIONS
evoQ 5000 Series Center Channel Speaker 	HT5157	Engineered specifically for home theater installations, the evoQ 5000 Center Channel Speaker is tailored to deliver 60 percent of a movie soundtrack. Its bookshelf design is perfect for situations that do not permit an in-wall installation, and it can be placed horizontally or vertically above or below the display. It also features magnetically shielded drivers to prevent video interference and is equipped with dual polypropylene woofers and a silk dome tweeter.	5.5" H x 5.75" D x 15.75" W

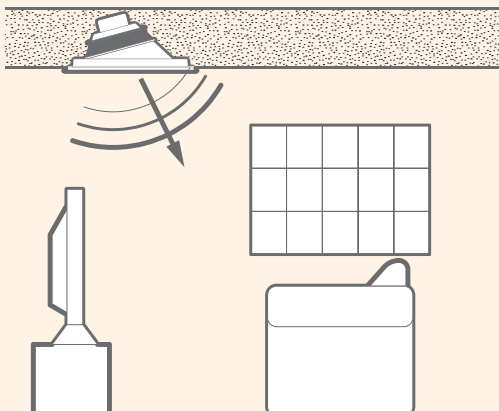
TECHNICAL SPECIFICATIONS

Product	7000 Series Center Channel HT7157	5000 Series Center Channel HT5157
Power Handling	75 W-150 W Peak	100 W-200 W Peak
Sensitivity	90 dB	88.5 dB
Frequency Response	100 – 20 kHz	75 – 20 kHz
Enclosure Type	Sealed	Sealed
Impedance	8 ohm nominal	8 ohm nominal
Woofers	Dual 4" Glass Fiber Cones	Dual 4" PP Cones
Tweeter	Aluminum Dome	Silk Dome
Finish	Matte Black	Matte Black
Dimensions	5.5" H x 5.75" D x 15.75 W	5.5" H x 5.75" D x 15.75 W



evoQ™ ANGLED SPEAKERS

PRODUCT	PART #	DESCRIPTION	DIMENSIONS
<p>evoQ 7000 Series Angled In-Ceiling Speaker</p> 	<p>HT7655 6.5"</p>	<p>Designed specifically for high-end home theater applications, the 7000 Series Angled Speaker features an angled driver and adjustable tweeter for optimum positioning. It flush mounts into the ceiling for a clean, seamless installation, and features an 8" speaker frame to minimize sound deflection, resulting in optimal home theater sound.</p> <p>Requires 8" installation bracket (364673-02)</p>	<p>10.9" dia. 5" D</p>
PRODUCT	PART #	DESCRIPTION	DIMENSIONS
<p>evoQ 5000 Series Angled In-Ceiling Speaker</p> 	<p>HT5655 6.5"</p>	<p>The 5000 Series Angled speaker is optimized for home theater use and is designed specifically to perform in rooms of unusual shape or size. The adjustable speaker features angled drivers and pivoting tweeters. It flush mounts into the ceiling for a clean, seamless installation, and features an 8" speaker frame to minimize sound deflection, resulting in optimal home theater sound.</p> <p>Requires 8" installation bracket (364673-02)</p>	<p>10.9" dia. 5" D</p>




THE BENEFITS OF ANGLED SPEAKERS


- Provide high-quality cinema sound in rooms of any shape.
- Provide a surround sound solution in areas where in-wall speakers cannot be installed.
- Work with traditional in-wall or in-ceiling evoQ speakers to create high-fidelity audio and consistent sound.
- Angled driver and adjustable tweeter provide optimum positioning.
- Designed specifically for home theater applications.
- In-ceiling design frees up wall space for flat-screen televisions.
- Flush mount for clean, seamless installation.



evoQ™ 7000 SERIES SPEAKERS

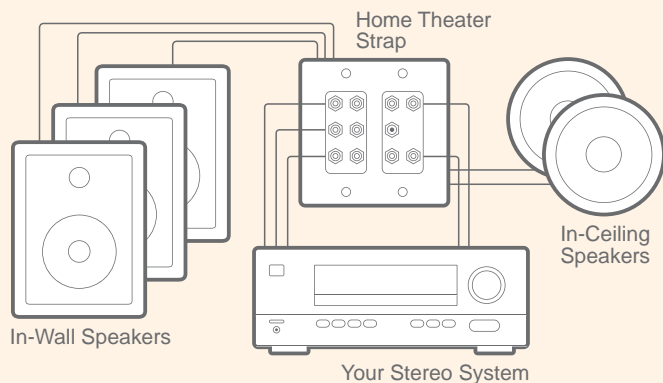
PRODUCT	PART #	DESCRIPTION	DIMENSIONS
In-Ceiling Speaker 	HT7650 6.5"	Engineered for high-end home theater installations, the 7000 Series In-Ceiling Speaker allows sound customization based on room layout. Its three position tweeter output level adjustment switch matches the speaker to its environment, and it features glass fiber woofers to provide high power handling and premium sound quality.	9" dia. 3.29" D
	HT7800 8"		10.9" dia. 3.65" D
PRODUCT	PART #	DESCRIPTION	DIMENSIONS
In-Wall Speaker 	HT7651 6.5"	Featuring swiveling aluminum tweeters to produce smooth frequency response, the 7000 Series In-Wall Speaker is a premium addition to any home theater system. Its three position tweeter output level adjustment switch matches the speaker to its environment, and it features glass fiber woofers to provide high power handling and premium sound quality.	12.3" H x 9" W x 3.16" D
	HT7801 8"		14.25" H x 10" W 3.65" D
PRODUCT	PART #	DESCRIPTION	DIMENSIONS
Outdoor Speakers (Pair) 	HT7653-WH (White) 364670-04 (Black) 6.5"	evoQ 7000 Series Outdoor Speakers are optimized for the demands of outdoor installations. Weather-resistant and sealed to keep moisture out, these top-of-the-line speakers can support larger spaces with their great power handling. Available in black or white.	12.5" H x 8.25" W
PRODUCT	PART #	DESCRIPTION	DIMENSIONS
In-Ceiling Dual Voice Coil Stereo Speaker 	HT7652 6.5"	Designed to be used in spaces where a pair of speakers won't fit, the dual voice coil stereo speaker contains both left and right channels. It features a dual voice coil glass fiber woofer, two 1" aluminum dome tweeters, high-grade crossover and high-end gold push pin speaker connector.	9" dia. 3.29" D
PRODUCT	PART #	DESCRIPTION	DIMENSIONS
Subwoofer 	HT7124 12"	Optimized for home theater and distributed audio systems, the 12" sub-woofer features a 12" glass fiber cone in a sealed enclosure with a 200 RMS power amplifier. With both line and high-level (speaker level) inputs and high-level outputs (post crossover), it also includes a variable crossover from 50 Hz to 200 Hz, phase reversal switch, volume control and power switch.	18" H x 16.5" W x 17.25" D


evoQ™ 5000 SERIES SPEAKERS

PRODUCT	PART #	DESCRIPTION	DIMENSIONS
In-Ceiling Speaker 	HT5650 6.5"	Optimized for the demands of home theater sound, the 5000 Series In-Ceiling Speaker features poly woofers for high power handling and premium sound quality. It mounts in the ceiling for a clean, seamless installation.	9" dia. 3.29" D
	HT5800 8"		10.9" dia. 3.65" D

PRODUCT	PART #	DESCRIPTION	DIMENSIONS
In-Wall Speaker 	364662-01 6.5"	Featuring moisture-resistant UFLC tweeters to produce smooth frequency response and excellent sound quality, the 5000 series In-Wall Speaker is a premium addition to any home theater system. It also includes foam gaskets to minimize vibration and provide an air-tight seal.	12.3" H x 9" W 3.16" D
	HT5801 8"		14.25" H x 10" W 3.65" D

PRODUCT	PART #	DESCRIPTION	DIMENSIONS
Subwoofer 	HT5104 10"	Designed specifically for home theater and multi-room audio applications, this sub-woofer includes a 10" polycone in a sealed enclosure with a 150 RMS power amplifier. It also has choices of line and high-level inputs and high-level outputs.	16" H x 14.5" W x 15.25" D

WIRING DIAGRAM

INSTALLATION AT-A-GLANCE
evoQ SPEAKERS


1. Cut speaker mounting holes to the left, right, and above the entertainment center.
2. Cut two mounting holes in the ceiling along the center line.
3. Install the speakers in the mounting holes.
4. Install the home theater strap behind the entertainment center.
5. Run speaker wire from the strap to each speaker and connect to the speakers.
6. Connect the speakers and the stereo system to the home theater strap.





ENTERTAINMENT/evoQ™ Speakers

evoQ™ 3000 SERIES SPEAKERS

PRODUCT	PART #	DESCRIPTION	DIMENSIONS
In-Ceiling Speakers (Pair) 	MS3650 6.5"	Designed specifically for multi-room audio installations, the 3000 Series In-Ceiling Speaker includes high-efficiency blue mica fiber woofers and silver mylar tweeters for excellent sound quality and even, smooth frequency response.	9" dia. 3.29" D
	MS3800 8"		10.9" dia. 3.65" D

PRODUCT	PART #	DESCRIPTION	DIMENSIONS
In-Wall Speakers (Pair) 	MS3651 6.5"	evoQ 3000 Series Speakers offer an exceptional value for whole-house audio distribution. Their low distortion provides a crisp, clear sound throughout the home.	12.3" H x 9" W 3.16" D
	364657-02 8"		14.25" H x 10" W 3.65" D



PRODUCT	PART #	DESCRIPTION	DIMENSIONS
Outdoor Speakers (Pair) 	MS3523-WH MS3523-BK 5.25"	evoQ 3000 Series Outdoor Speakers are optimized for the demands of outdoor installations and come in white or black finishes. With 5.25" poly woofers and PEI mylar tweeters, these speakers are made with tough non-corroding enclosures that feature aluminum powder coated grills and mounting brackets.	9.45" H x 6.3" W
		Available in black or white.	

PRODUCT	PART #	DESCRIPTION	DIMENSIONS
In-Ceiling Dual Voice Coil Stereo Speaker 	MS3652 6.5"	Designed to be used in spaces where a pair of speakers won't fit, the dual voice coil stereo speaker contains both left and right channels. Optimized for whole house music distribution with maximum efficiency, evoQ 3000 Speakers are built with mica fiber woofers and PEI mylar tweeters for excellent sound quality and even, smooth response.	9" dia. 3.29" D

ENTERTAINMENT/evoQ™ Speakers



evoQ™ 1000 SERIES SPEAKERS

PRODUCT	PART #	DESCRIPTION	DIMENSIONS
In-Ceiling Speakers (Pair) 	MS1650 6.5"	Designed for general audio distribution, evoQ 1000 Series Speakers offer great sound quality for a budget-minded installation.	9" dia. 3.29" D
PRODUCT	PART #	DESCRIPTION	DIMENSIONS
In-Wall Speakers (Pair) 	364765-02 6.5"	evoQ 1000 Series Speakers are suitable for moisture-rich environments and feature poly fiber woofers and foam gaskets to minimize vibration and provide an air-tight seal.	12.3" H x 9" W 3.16" D

SPEAKER BRACKETS

PRODUCT	PART #	PLACEMENT	SIZE
6.5" In-Ceiling Pre-Construction Speaker Bracket (Pair)	364672-02	In-Ceiling	6.5"
8" In-Ceiling Pre-Construction Speaker Bracket (Pair)	364673-02	In-Ceiling	8"
6.5" In-Wall Pre-Construction Speaker Bracket (Pair)	364674-02	In-Wall	6.5"
8" In-Wall Pre-Construction Speaker Bracket (Pair)	364675-02	In-Wall	8"



ENTERTAINMENT/evoQ™ Speakers

	7000 SERIES							5000 SERIES	
Description	6.5" Angled In-Ceiling	6.5" In-Ceiling	8" In-Ceiling	6.5" In-Wall	8" In-Wall	6.5" Dual Voice	6.5" Outdoor	6.5" Angled In-Ceiling	6.5" In-Ceiling
Part Number	HT7655	HT7650	HT7800	HT7651	HT7801	HT7652	HT7653-WH/ 364670-04	HT5655	HT5650
Sold As	Each	Each	Each	Each	Each	Each	Pair	Each	Each
Suitable for Moisture	Yes	Yes	Yes	Yes	Yes	Yes	Yes	Yes	Yes
Efficiency	89 db	89 db	89 db	89 db	89 db	89 db	89 db	90 db	90 db
Power (RMS)	100 W	100 W	125 W	100 W	125 W	100 W	100 W	75 W	75 W
Power (Peak)	200 W	200 W	250 W	200 W	250 W	200 W	200 W	150 W	150 W
Frequency Response	55-20 K	55-20 K	45-20 K	55-20 K	45-20 K	55-20 K	55-20 K	60-20 K	60-20 K
Woofers Type	Glass Fiber	Glass Fiber	Glass Fiber	Glass Fiber	Glass Fiber	Glass Fiber	Glass Fiber	Poly	Poly
Tweeter Type	1" Alum. Adj.	1" Alum. Adj.	1" Alum. Adj.	1" Alum. Adj.	1" Alum. Adj.	1" Alum. Adj.	1" Alum. Adj.	1" UFLC Dome	1" UFLC Dome
Pre-Construction Bracket Part Number	364673-02	364672-02	364673-02	364674-02	364675-02	364672-02	N/A	364673-02	364672-02
Drywall Hole Size	9.49" dia.	7.75" dia.	9.5" dia.	7.5"x10.75"	8.75"x12.75"	7.75" dia.	N/A	9.49" dia.	7.75" dia.
Overall Speaker Size	10.91" dia.	9" dia.	10.9" dia.	9.02"x12.31"	10"x14.25"	9" dia.	8.25"x12.5"	10.91" dia.	9" dia.
Speaker Depth	5"	3.29"	3.65"	3.16"	3.65"	3.29"	8.25"	5"	3.29"


ENTERTAINMENT/evoQ™ Speakers



5000 SERIES			3000 SERIES						1000 SERIES	
8" In-Ceiling	6.5" In-Wall	8" In-Wall	6.5" In-Ceiling	8" In-Ceiling	6.5" In-Wall	8" In-Wall	6.5" Dual Voice	5.25" Outdoor	6.5" In-Ceiling	6.5" In-Wall
HT5800	364662-01	HT5801	MS3650	MS3800	MS3651	364657-02	MS3652	MS3523-WH/BK	MS1650	364765-02
Each	Each	Each	Pair	Pair	Pair	Pair	Each	Pair	Pair	Pair
Yes	Yes	Yes	Yes	Yes	Yes	Yes	Yes	Yes	Yes	Yes
90 db	90 db	90 db	91 db	91 db	91 db	91 db	91 db	90 db	90 db	90 db
100 W	75 W	100 W	50 W	75 W	50 W	75 W	50 W	50 W	50 W	50 W
200 W	150 W	200 W	100 W	150 W	100 W	150 W	100 W	100 W	100 W	100 W
50-20 K	60-20 K	50-20 K	60-20 K	50-20 K	60-20 K	50-20 K	60-20 K	65-20 K	60-20 K	60-20 K
Poly	Poly	Poly	Mica Fiber	Mica Fiber	Mica Fiber	Mica Fiber	Mica Fiber	Poly	Poly	Poly
1" UFLC Dome	1" UFLC Dome	1" UFLC Dome	1" PEI Mylar	1" PEI Mylar	1" PEI Mylar	1" PEI Mylar	1" PEI Mylar	1" PEI Mylar	Mylar	Mylar
364673-02	364674-02	364675-02	364672-02	364673-02	364674-02	364675-02	364672-02	N/A	364672-02	364674-02
9.5" dia.	7.5"x10.75"	8.75"x12.75"	7.75" dia.	9.5" dia.	7.5"x10.75"	8.75"x12.75"	7.75" dia.	N/A	7.75" dia.	7.5"x10.75"
10.9" dia.	9.02"x12.31"	10"x14.25"	9" dia.	10.9" dia.	9.02"x12.31"	10"x14.25"	9" dia.	6.3"x9.45"	9" dia.	9.02"x12.31"
3.65"	3.16"	3.65"	3.29"	3.65"	3.16"	3.65"	3.29"	6.61"	3.5"	3.5"





HOME ENTERTAINMENT CONNECTION CENTER

PRODUCT	PART #	DESCRIPTION	DIMENSIONS
 <p>Home Entertainment Connection Center 7.1</p>	HT1000	The HECC provides a single connection point for satellite/cable, video, phone, data and speakers. It conceals messy wires behind the wall and features universal keystone insert support for easy installation and use. The HECC ships with a bracket for new construction, lyriQ™ Source Input Mounting Plate, and a cover for seamless installation.	10" H x 9" W x 3.5" D

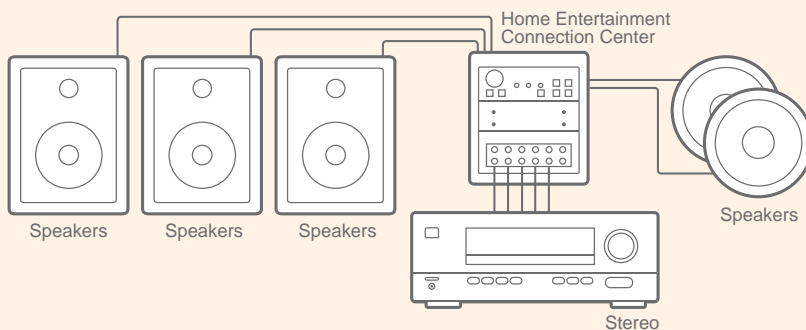
ACCESSORIES

PRODUCT	PART #	DESCRIPTION	DIMENSIONS
HECC Rough-In Bracket (Replacement)	364581-01	Replacement part that allows the location of the HECC to be marked during construction. Designed for both new and retrofit applications.	N/A
lyriQ Source Input Mounting Plate	364886-01	Replacement part that mounts in the HECC to hold the single or triple source inputs.	2.5" H x 6.8" W
Replacement HECC Retrofit Clip Kit (Pair)	364856-01	Mounting clips for the HECC retrofit applications.	N/A

IN-WALL CONNECTION KITS

PRODUCT	PART #	DESCRIPTION	DIMENSIONS
 <p>HDMI Premium In-Wall Connection Kit</p>	HT2001-WH-V1	This high-speed HDMI cable supports up to 120Hz refresh rate, deep color and advanced 10.2 Gbps rate. This kit hides up to two other cables such as coax, data or audio cables.	N/A
 <p>Component Video/Digital Audio In-Wall Connection Kit</p>	HT2002-WH-V1	This kit allows you to use a single Cat 5e cable to run 1080i component video and 5.1 digital audio behind the wall. It includes 9 feet of professional grade in-wall Cat 5e cable.	N/A

WIRING DIAGRAM






INSTALLATION AT-A-GLANCE HOME ENTERTAINMENT CONNECTION CENTER

1. Install the included pre-construction bracket at outlet height near the home entertainment center.
2. Insert the HECC into the bracket.
3. Run 16/4 speaker wire from the HECC to each pair of speakers.
4. Connect cables from the entertainment center to the HECC.
5. Run two Cat 5 cables from the HECC to the On-Q enclosure.



PASSIVE VIDEO MODULES

Supports Digital and HDTV!

PRODUCT	PART #	DESCRIPTION	DIMENSIONS
1x8 Passive Video Module, 1 GHz 	364224-01 (DBS) 364649-01	Module distributes a CATV or antenna signal from one to eight television outlets. The DBS product features gold-plated, high performance connections for digital satellite service and supports dual LNB connections for digital satellite systems.	4" H x 6.5" W
1x6 Passive Video Module, 1 GHz 	364648-01	Module distributes a CATV or antenna signal to one to six television outlets.	4" H x 6.5" W
1x4 Passive Video Module, 1 GHz 	364222-01 (DBS) 364647-01	Module distributes a CATV or antenna signal from one to four television outlets. The DBS product features gold-plated, high performance connections for digital satellite service and supports dual LNB connections for digital satellite systems.	4" H x 6.5" W


TECHNICAL SPECIFICATIONS


1 GHz MODULES	1X4 PASSIVE VIDEO 364222-01	1X6 PASSIVE VIDEO 364223-01	1X8 PASSIVE VIDEO 364224-01
INSERTION LOSS			
5-10 MHz	7 dB Max.	9 dB Max.	11 dB Max.
10-600 MHz	8 dB Max.	10 dB Max.	12 dB Max.
600-1000 MHz	8 dB Max.	11.5 dB Max.	12 dB Max.
INPUT RETURN LOSS			
5-10 MHz	-18 dB Max.	-18 dB Max.	-18 dB Max.
10-600 MHz	-20 dB Max.	-20 dB Max.	-20 dB Max.
600-1000 MHz	-16 dB Max.	-16 dB Max.	-16 dB Max.
PORT TO PORT ISOLATION			
5-10 MHz	-25 dB Max.	-25 dB Max.	-25 dB Max.
10-600 MHz	-25 dB Max.	-25 dB Max.	-25 dB Max.
600-1000 MHz	-22 dB Max.	-20 dB Max.	-20 dB Max.



ENHANCED VIDEO MODULES

Supports Digital and HDTV!

PRODUCT	PART #	DESCRIPTION	DIMENSIONS
3x8 Enhanced Video Module 	363469-02	3x8 video module distributes a CATV or antenna signal, plus two modulator signals, to up to eight television outlets. It supports digital satellite systems with dual LNB connections.	6" H x 6.5" W

PRODUCT	PART #	DESCRIPTION	DIMENSIONS
2x16 Enhanced Video Module 	364522-01	2x16 video module distributes a CATV or antenna signal, plus one modulator signal, to up to 16 television outlets. It features an integrated power LED and reverse-path amplification for set-top box transmission.	8.9" H x 6.25" W


VIDEO POWER TRANSFORMERS

PRODUCT	PART #	DESCRIPTION	AMPS
RPA Video Power Transformer	364271-03	10 V DC, 400 mA transformer for the 2x6, 2x16 or 3x8 Enhanced Video Modules (363468-02, 364522-01, 363469-02).	400 mA
Non-RPA Video Power Transformer	364271-01	12 V DC, 200 mA transformer for the 2x6 or 3x8 Enhanced Video Modules (363468-01, 363469-01).	200 mA



PASSIVE VIDEO SPLITTER/COMBINERS

Supports Digital
and HDTV!

PRODUCT	PART #	DESCRIPTION	DIMENSIONS
1x8 Passive Video Splitter/Combiner 	VM1002	The 1x8 video splitter handles up to eight outputs and one input. It features 1 GHz bandwidth and performance identical to cable company-approved Antronix CMC 300 Series. The splitter uses standard F-type connectors for easy installation. Bracket included.	3" H x 6.5" W
1x4 Passive Video Splitter/Combiner 	VM1000	The 1x4 video splitter enables crystal-clear picture quality on televisions throughout the home. It features 1 GHz bandwidth and performance identical to cable company-approved Antronix CMC 300 Series. The splitter uses standard F-type connectors for easy installation. Bracket included.	3" H x 6.5" W
1x6 Passive Video Splitter/Combiner 	VM1001	The 1x6 video splitter handles up to six outputs and one input. It features 1 GHz bandwidth and performance identical to cable company-approved Antronix CMC 300 Series. The splitter uses standard F-type connectors for easy installation. Bracket included.	3" H x 6.5" W

TECHNICAL SPECIFICATIONS

	1X4 PASSIVE VIDEO VM1000 TYPICAL	1X6 PASSIVE VIDEO VM1001 TYPICAL	1X8 PASSIVE VIDEO VM1002 TYPICAL
INSERTION LOSS			
5-14 MHz (dB max)	7.0	9.2	10.8
14-40 MHz (dB max)	7.2	9.4	11.0
40-200 MHz (dB max)	7.6	9.6	11.6
200-750 MHz (dB max)	7.8	9.8	11.8
750-1000 MHz (dB max)	8.2	10.5	12.5
ISOLATION			
5-14 MHz (dB min)	22	22	22
14-40 MHz (dB min)	35	28	30
40-200 MHz (dB min)	25	24	24
200-750 MHz (dB min)	24	22	24
750-1000 MHz (dB min)	22	22	22
INPUT RETURN LOSS			
5-14 MHz (dB min)	20	20	20
14-40 MHz (dB min)	20	20	20
40-200 MHz (dB min)	20	18	18
200-750 MHz (dB min)	18	18	18
750-1000 MHz (dB min)	18	18	18
OUTPUT RETURN LOSS			
5-14 MHz (dB min)	20	20	20
14-40 MHz (dB min)	30	25	25
40-200 MHz (dB min)	20	18	20
200-750 MHz (dB min)	18	18	18
750-1000 MHz (dB min)	18	18	18



PASSIVE VIDEO SPLITTER/COMBINERS

PRODUCT	PART #	DESCRIPTION	DIMENSIONS
<p>1x4 Satellite Distribution Module</p>	VM7634	<p>The 1x4 Satellite Distribution Module combines an antenna, CATV, and/or an internal video feed to any combination of satellite installations using up to four coaxial feeds from satellite dishes (LNBS).</p> <p>Bracket included.</p>	3" H x 6.5" W

VIDEO AMPLIFIERS

PRODUCT	PART #	DESCRIPTION	DIMENSIONS
<p>2x2 Enhanced Bi-Directional Video Amplifier</p>	VM7632	<p>Amplifies signals to up to 16 television locations and provides up to eight internal connections when installed with a video module.</p> <p>Bracket included. Power supply required (see page 41).</p>	3" H x 6.5" W

PRODUCT	PART #	DESCRIPTION	DIMENSIONS
<p>1x1 Bi-Directional Video Amplifier</p>	VM7640	<p>The 1x1 video amplifier is a simple solution that creates a flexible and scalable amplified video system. This affordable module makes it cost-effective to add amplification to every structured wiring installation.</p> <p>Bracket included. Power supply required (see page 41).</p>	3" H x 6.5" W







PRODUCT	PART #	DESCRIPTION	DIMENSIONS
<p>Video Engine</p>	364219-01	<p>Provides video signal amplification for incoming cable TV, antenna, and auxiliary video signals.</p>	2.90" H x 6.28" W

VIDEO AMPLIFIERS

PRODUCT	PART #	DESCRIPTION	DIMENSIONS
3x4 Enhanced Bi-Directional Video Amplifier	F7630	Amplifies signals to up to 32 television locations.	6" H x 6.5" W
DBS Diplex Filter Assembly	364218-01	Used at the satellite receiver to split the DBS signal and the cable TV or antenna signal.	N/A



ACCESSORIES

PRODUCT	PART #	DESCRIPTION	DIMENSIONS
8-Port Video Interface Module 	363915-01	The 8-Port Video Interface supports up to eight video connection points and enables a wide variety of video services including digital satellite.	3" H x 6.5" W
12-Port Video Interface Module 	364596-01	The 12-Port Video Interface supports a wide variety of video services including digital satellite. It enables up to 12 video connection points and is ideal for large installations.	2" H x 6.42" W
Low Pass Filter, 5-750 MHz 	364456-03	This filter blocks incoming channels 117 and higher if space is needed to facilitate internal video or modulation.	N/A
RF Coax Surge Protector 	364680-01	This product protects RF components from transient voltage and line voltage surge.	N/A
Digital Cable Bypass Kit 	364557-01	This kit is designed to bypass digital cable set-top boxes for video modulator applications. It includes channels 2-4 notch filter (364456-01), two cable splitters, and three cable assemblies.	N/A
Satellite Surge Protector 	364746-01	The Satellite Surge Protector suppresses harmful energy to protect the satellite receiver, multi-switch, and television monitor from high voltages.	N/A

ACCESSORIES

PRODUCT	PART #	DESCRIPTION	DIMENSIONS
Low Pass Filter, 5-560 MHz	364456-02	Blocks incoming channels 80 and higher.	N/A
RF Coax Conditioning Module	364679-01	Mounts surge protector, low pass filter and notch filters.	N/A
Notch Filter, Channels 2-4	364456-01	Blocks incoming channels 2-4.	N/A
Video Tilt Compensator	364553-01	Compensates for frequency-dependent loss of long cable drops.	N/A









Help your customers get connected.

From stylish intercoms to easy Internet access, On-Q communications products provide the features your customers need to keep their families and home businesses communicating efficiently.




Table of Contents

 Selective Call Intercom	100
 Broadcast Intercom	104
 Data Networking	108
 Telephone	111



Selective Call Intercom System

Seamlessly blending leading edge technology with stunning design, Selective Call is the most advanced intercom in the industry. The system allows broadcast or room-to-room communication at the touch of a button, and enables up to three simultaneous, private conversations – the only intercom in the industry to do so. And it's all based on efficient Cat 5 wiring – just what you'd expect from the industry leader.





System Features and Benefits

- Up to 32 locations per system
- Simple, intuitive user interface
- Up to three simultaneous conversations
- 96 customizable room names
- 20 built-in digital door tones
- High resolution color LCD interface
- Hands-free reply
- Four LCD skins
- Convenient RJ45 connection
- One-person installation via remote unit announcement

COLORS

Indoor



Outdoor



RELATED PRODUCTS



IC5003-XX
Selective Call Intercom
Video Door Unit



IC5002-XX
Selective Call Intercom
Door Unit

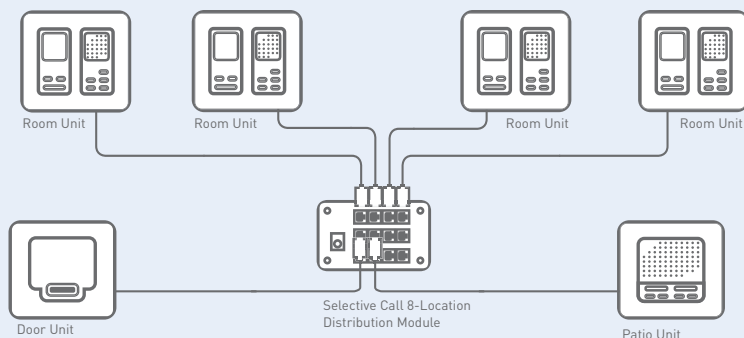


IC5004-XX
Selective Call Intercom
Patio Unit



IC5400-XX
Selective Call Intercom 4-Location Kit

WIRING DIAGRAM




SELECTIVE CALL INTERCOM INSTALLATION AT-A-GLANCE

1. Run a single Cat 5 cable to each location where an intercom unit will be installed.
2. Install units in double-gang boxes 56" from the floor at each location and connect Cat 5 via an RJ45 connection.
3. Run each cable back to On-Q enclosure and connect to the intercom module.
4. Connect the power supply and wait for a few seconds as the system auto-discovers.




COMMUNICATIONS/Selective Call Intercom System

SELECTIVE CALL INTERCOM KIT

PRODUCT	PART #	DESCRIPTION
<p>Selective Call Intercom 4-Location Kit</p> 	<p>IC5400-LA IC5400-WH</p>	<p>The Selective Call Intercom System combines innovative technology with elegant design. This four-room kit enables broadcast or room-to-room communication, and allows up to three simultaneous, private conversations. Based on the innovation you'd expect from On-Q, installation is simple and efficient, with unit auto-discovery and a convenient RJ45 connection.</p> <p>Kit Contains: 4 Room Units 1 Module Power Supply</p> <p>Bracket included. Door unit sold separately.</p>

SELECTIVE CALL INTERCOM COMPONENTS






PRODUCT	PART #	DESCRIPTION
<p>Selective Call Intercom Video Door Unit</p> 	<p>IC5003-AB IC5003-BS IC5003-OB IC5003-SB IC5003-WH</p>	<p>Housed in an attractive weatherproof finish, this innovative door unit includes a wide-angle color camera for front door monitoring. When integrated with the On-Q camera system LCD, the doorbell press enables the image from the door unit to appear on the LCD screen. The image can also appear on any TV connected to a TV display port. The door unit supports 20 digital door tones, as well as door and gate release. The camera provides color video, but also performs well in low-light conditions.</p>

COLOR OPTIONS





SELECTIVE CALL INTERCOM COMPONENTS

PRODUCT	PART #	DESCRIPTION	DIMENSIONS
Selective Call Intercom Room Unit 	IC5000-GB IC5000-LA IC5000-TI IC5000-WH	Available in four contemporary colors, the room unit features a high-resolution LCD interface and simple, intuitive user navigation. The system allows unmatched personalization, such as 96 room names and attractive LCD skin selections.	5" H x 5" W
Selective Call Intercom Door Unit 	IC5002-AB IC5002-BS IC5002-OB IC5002-SB IC5002-WH	Housed in an attractive weatherproof finish, the selective call door unit supports 20 high-quality digital door tones as well as door and gate release.	5" H x 4.5" W
Selective Call Intercom Patio Unit 	IC5004-AB IC5004-BS IC5004-OB IC5004-SB IC5004-WH	The only selective call patio unit in the industry, this unit can be disabled from any indoor unit as needed, and features a stylish metal design that complements outdoor living areas.	5" H x 4.5" W
Selective Call Intercom 8-Location Distribution Module 	IC5001	This selective call module supports up to eight selective call units, with the ability to cascade up to four modules for support of 32 units. It also allows integration with the LyriQ Audio System to support audio interrupt during an intercom page. Bracket Included. Power supply required (see page 41).	3" H x 6.5" W
Selective Call Back Box 	IC5006-BK	The rounded corners of this box match the unique look of the Studio collection products, allowing an attractive surface mount of exterior units.	5" Hx4.5" W x 2" D


COLOR OPTIONS

							
Antique Brass AB	Brushed Stainless BS	Gloss Black GB	Light Almond LA	Oil-Rubbed Bronze OB	Shiny Brass SB	Titanium TI	White WH



Broadcast Intercom System

This Cat 5-based broadcast system enables simple, hands-free communication throughout the home. Featuring easy installation in standard triple and double gang boxes, the Broadcast System includes paging and monitoring capabilities, along with adjustable volume control and door release from any room unit.



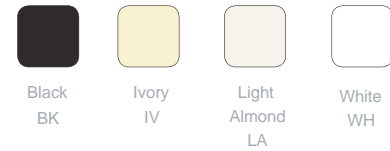


System Features and Benefits

- Up to 12 room or patio units per system
- Separate microphone and high-performance speaker in each unit
- Allows monitoring of multiple units at the same time
- Includes door and gate release support
- Trims in standard decorator plates
- Easily integrates with lyriQ Audio System for audio interrupt
- Efficient Cat 5 installation
- Units mount in standard electrical boxes

COLORS

Indoor



Outdoor



RELATED PRODUCTS



IC1004-XX
Broadcast Intercom
Room Unit



F7596-XX
Broadcast Intercom Door
Unit

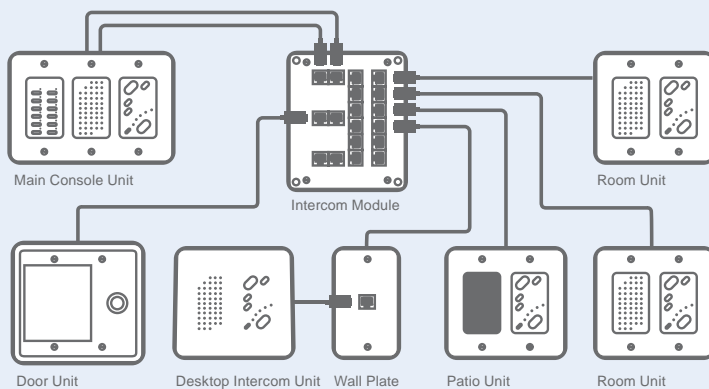


F7641-XX
Broadcast Intercom
Patio Unit



IC1400-XX
Broadcast Intercom 4-Location Kit

WIRING DIAGRAM




INSTALLATION AT-A-GLANCE BROADCAST INTERCOM SYSTEM



1. Run a single Cat 5 cable to any location where a Room, Patio, or Door Unit will be installed.
2. Run two Cat 5 cables to the location where the Main Console Unit will be installed.
3. Use the appropriate size gang box for the type of unit to be installed.
4. All cabling needs to home run back to the Intercom Module which resides in the On-Q enclosure.



BROADCAST INTERCOM KITS

PRODUCT	PART #	DESCRIPTION
<p>4-Location Intercom Kit</p> 	<p>IC1400-WH IC1400-LA</p>	<p>Experience simple, hands-free communication throughout the home with the four-location Broadcast Intercom Kit. This Cat 5-based, next-generation intercom keeps the family in touch using a stylish, wall-mounted package trimmed in a standard decorator plate. LED lights show in-use, mute and monitor.</p> <p>Kit Contains: 1 Module and Main Console Unit 3 Room Units 1 Door Chime 1 Power Supply</p> <p>Bracket included. Door unit sold separately.</p>

BROADCAST INTERCOM COMPONENTS




PRODUCT	PART #	DESCRIPTION	DIMENSIONS
<p>Intercom Module & Main Console Unit</p> 	<p>IC1002-BK IC1002-IV IC1002-LA IC1002-WH</p>	<p>The Broadcast Intercom System offers a simple solution for family communication. LED lights on the main console show all room activity, and a separate microphone and high-quality speaker deliver crisp, clear sound to each unit. Trimmed in a standard 3-gang decorator plate, the main console can match any décor.</p> <p>Module bracket included. Power supply required (see page 41).</p>	<p>4" H x 5.25" W x 1.5" D (Main Unit) 5.9" H x 6.5" W (Module)</p>
<p>Room Unit</p> 	<p>IC1004-BK IC1004-IV IC1004-LA IC1004-WH</p>	<p>Available in white, black, light almond, or ivory, the Broadcast Room Unit is perfect for any décor. The modern, adjustable backlit keypad makes it simple to communicate in low-light conditions. In addition to paging, the user can monitor other units from anywhere in the house.</p>	<p>4" H x 3.5" W x 1.6" D</p>

COLOR OPTIONS





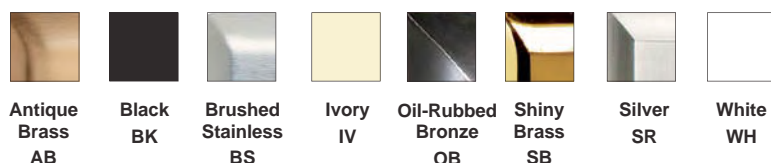
BROADCAST INTERCOM COMPONENTS

PRODUCT	PART #	DESCRIPTION	DIMENSIONS
Desktop Unit 	F9018-BK F9018-SR	Housed in durable plastic casing, the desk unit brings on-wall unit functionality within arm's reach. It plugs into any RJ45 outlet home run to the enclosure to easily add another room to an intercom system. Available in silver and black, this sleek addition to the home office is sure to be admired.	N/A
PRODUCT	PART #	DESCRIPTION	DIMENSIONS
Intercom Door Unit, Weather Resistant 	F7596-AB F7596-BS F7596-OB F7596-SB F7596-WH	Now available in oil-rubbed bronze, this Intercom Door Unit is sure to increase the curb appeal of any home. It home runs from the enclosure for efficient installation and features a backlit button for easy operation at night. The door unit is the perfect addition to any intercom system.	4.75" H x 4.75" W x 1.5" D
PRODUCT	PART #	DESCRIPTION	DIMENSIONS
Intercom Patio Unit 	F7641-AB F7641-BS F7641-OB F7641-SB F7641-WH	The Broadcast Patio Unit includes most of the options available in an indoor room unit, but in a weatherproof version. It can be turned off from the main console for security reasons, and is available in classic finishes to enhance the curb appeal of any home.	4.75" H x 4.75" W x 1.25" D

BROADCAST INTERCOM COMPONENTS


PRODUCT	PART #	DESCRIPTION	DIMENSIONS
Intercom Door Chime	F7601	The three-note door chime attaches to the intercom module. It sounds a different chime at up to three door units when the door's button is pressed.	N/A
Intercom Module	IC1000	This replacement Broadcast Intercom Module fits into any On-Q enclosure. It supports 12 room units and up to three door units. Bracket included. Power supply required (see page 41).	5.9" H x 6.5" W
Intercom Audio Interrupt Module	IC1001	For use with the lyriQ™ Audio System, the Audio Interrupt Module automatically mutes the music for an intercom page. Bracket included.	1.5" H x 3.5" W
Exterior Mounting Box	F7521-IV F7521-WH	Enables surface mount installation of a patio or door unit.	4.75" H x 4.75" W x 1.5" D


COLOR OPTIONS





WIRELESS ACCESS POINTS

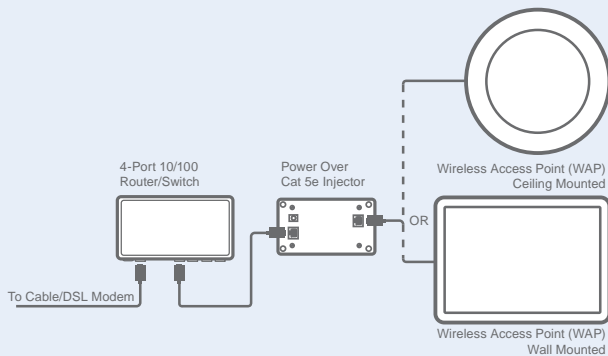
PRODUCT	PART #	DESCRIPTION	DIMENSIONS
Wireless Access Point, In-Ceiling, 802.11g 	364887-01	The in-ceiling Wireless Access Point is perfect for broad coverage or for creating multiple localized hot spots throughout the home. It supports data rates of up to 54 Mbps and installs in a standard plastic 3-gang switch box. Power supply and Power Over Cat 5e Injector included.	7.65" dia. 1.5" D

PRODUCT	PART #	DESCRIPTION	DIMENSIONS
Wireless Access Point, In-Wall, 802.11g 	364891-01	The in-wall Wireless Access Point installs in a standard plastic 3-gang switch box, and features plug and connect configuration. Easy installation, unobtrusive design and user-friendly operation make wireless home networking a must-have in new homes. It supports data rates of up to 54 Mbps and ships with a Power Over Cat 5e Injector and a power supply.	5.375" H x 7.5" W x 1.5" D

WIRELESS ACCESS POINT ACCESSORIES

PRODUCT	PART #	DESCRIPTION	DIMENSIONS
Replacement Power Over Cat 5e Inserter Module	364888-01	Replaces the inserter module that ships with the WAP.	3" H x 5.5" W
Replacement Power Supply	364889-01	Powers the in-ceiling or in-wall WAP.	N/A

WIRING DIAGRAM






INSTALLATION AT-A-GLANCE WIRELESS ACCESS POINT



1. Run a single Cat 5e cable to the location where the WAP will be installed.
2. Install a three-gang box at the WAP location.
3. Secure the WAP to the triple gang box and attach the cover.
4. Home run the cable to the On-Q enclosure and attach it to the Power Over Cat 5e Injector.
5. Attach the Injector to the 4-Port 10/100 Router/Switch.



DATA NETWORKING ROUTERS AND SWITCHES

PRODUCT	PART #	DESCRIPTION	DIMENSIONS
4-Port Ethernet Router/Switch 	DA1004	<p>This new router/switch offers key enhancements over similar router/switches, including a de-select switch and a built-in, two-bay form factor. The de-select switch eliminates time-consuming and expensive conflicts with other routers. By setting the de-select switch to the off position, you can disable the router functionality, allowing the homeowner to use another router while still relying on the DA1004 as a switch.</p> <p>Bracket included. Power supply required (see page 41).</p>	5.9" H x 6.5" W
8-Bit Gigabit Switch 	DA1008	<p>The 8-Bit Gigabit Switch is designed to meet the needs of today's bandwidth-intensive applications. This home networking device offers the highest speed Ethernet available for the home, delivering worry-free distribution of IP-enabled high-definition multimedia. The built-in, 8-port switch installs into a double bay in any On-Q enclosure and auto-detects the optimum speed for the connection.</p> <p>Bracket included. Power supply required (see page 41).</p>	5.9" H x 6.5" W
5-Port 10/100 Base-T Ethernet Switch Module 	DA1002	<p>The module is equipped with full duplex communication for faster speeds and features auto MDX sensing. It eliminates the need for crossover cabling.</p> <p>Bracket included. Power supply required (see page 41).</p>	3" H x 6.5" W

DATA NETWORKING INTERFACES

PRODUCT	PART #	DESCRIPTION	DIMENSIONS
8-Port Network Interface Module 	363486-01	<p>The module supports termination of up to eight Cat 5e cables for interconnection to a local area network or digital data services. It provides a termination point for telephone cable runs and features front-mounted 110-style blocks for Cat 5e cable punchdown connections.</p>	3" H x 6.5" W
6-Port Network Interface Module 	AC1000	<p>This Cat 5e-rated module supports cost-effective connectivity for up to six networked computers via 110-style punchdown to RJ45 modular jacks that snap into the plate.</p> <p>Bracket included.</p>	3" H x 6.5" W







DATA NETWORKING INTERFACES



PRODUCT	PART #	DESCRIPTION	DIMENSIONS
<p>6-Port Cat 5e Network Interface Module</p>	AC1012	<p>This simple plug and connect patch panel meets Cat 5e specifications and provides connectivity for up to six data network or voice connections. The blank keystone openings can be used to create an Auxiliary Disconnect Outlet (ADO).</p> <p>Bracket included.</p>	6" H x 6.5" W
<p>6-Port Cat 6 Network Interface Module</p>	AC1013	<p>This 6-port patch panel meets Cat 6 specifications and includes two additional keystone openings for an Auxiliary Disconnect Outlet (ADO).</p> <p>Bracket included.</p>	6" H x 6.5" W
<p>12-Port Cat 5e Network Interface Module</p>	AC1014	<p>This 12-port module allows a home network to be reconfigured with patch panel simplicity. It meets Cat 5e specifications and includes numbered ports for easy connectivity.</p> <p>Bracket included.</p>	6" H x 6.5" W
<p>12-Port Cat 6 Network Interface Module</p>	AC1015	<p>This module provides connectivity for up to 12 data network or voice connections. It features numbered ports and meets Cat 6 specifications.</p> <p>Bracket included.</p>	6" H x 6.5" W



TELECOM MODULES







PRODUCT	PART #	DESCRIPTION	DIMENSIONS
1X6 Basic Telecom Module 	1267062-01	Supports up to six telephone outlets, each with up to four incoming lines. Expansion is available for increased capacity. Directly interfaces to most security systems.	3" H x 6.5" W
1X12 Basic Telecom Module 	363484-02	Supports up to twelve telephone outlets, each with up to four incoming lines. Also supports a high-speed Cat 5e connection to one data outlet. Directly interfaces to most security systems.	6" H x 6.5" W
1X8 Enhanced Telecom Module 	364551-01	Supports up to eight telephone outlets, each with up to four lines. High-performance RJ45 telecom distribution jacks provide flexibility and convenience. Directly interfaces to most security systems.	3" H x 6.5" W
6-Port Telecom Expansion Module 	1267058-01	Supports up to six additional telephone outlets, each with up to four lines. Multiple expansion modules can be added.	3" H x 6.5" W

TELECOM MODULES

PRODUCT	PART #	DESCRIPTION	DIMENSIONS
8-Port Enhanced Telecom Expansion Module 	364559-01	Supports up to eight additional telecom outlets, each with up to four phone lines.	3" H x 6.5" W
Telecom Surge Suppression Unit 	363487-01	Protects all four incoming telephone pairs.	N/A
KSU Interface Kit	363490-01	Set of two cables that plugs into the Panasonic KX-TA624 KSU.	N/A
1x11 KSU/PBX Telecom Module	363485-01	Supports up to 11 phone outlets for basic service.	6" H x 6.5" W



TELECOM MODULES

PRODUCT	PART #	DESCRIPTION	DIMENSIONS
<p>4x8 Telecom Module</p> 	TM7556	<p>Module accepts four incoming telephone lines and distributes them to up to eight locations. It includes data ports for high speed digital data and a security system line seizure port.</p> <p>Bracket included.</p>	3" H x 6.5" W
<p>4x10 Punchdown Telecom Module</p> 	TM7553	<p>Supports up to four incoming telephone lines and 10 flexible telephone outlets.</p> <p>Bracket included.</p>	3" H x 6.5" W
	TM7554	<p>Includes line seizure port for home security system configuration.</p> <p>Bracket included.</p>	3" H x 6.5" W
<p>4x12 Configurable Telecom Module</p> 	TM1475	<p>Module supports up to four incoming lines and 12 flexible telephone outlets with the ability to easily assign or reassign any line to any outlet.</p> <p>Bracket included.</p>	3" H x 6.5" W
<p>4x12 Telecom Module</p> 	TM1478	<p>Module accepts four incoming telephone lines and distributes them to up to twelve locations. It features RJ45 jacks for easy termination and more flexibility for future configurations as well as a line seizure port for easy integration with security systems.</p> <p>Bracket included.</p>	3" H x 6.5" W
<p>4x24 Configurable Telecom Module</p> 	TM7560	<p>Module accepts four incoming telephone lines and enables flexible distribution to 24 telephone locations. It features advanced surge protection with an automatic resetting fuse and push-button activated LED monitoring for active line and surge conditions.</p> <p>Bracket included.</p>	5.9" H x 6.5" W



COMBO KITS

PRODUCT	PART #	DESCRIPTION
<p>9X6 Basic Value Combo Kit, Security</p> 	EN1021	<p>Kit includes a 14" enclosure with a screw-on cover and a 9x6 Basic Combo Module. The module allows distribution of up to four phone lines to up to nine telephone outlets and incoming video signals to up to six television outlets. It supports most security systems by providing RJ-31x functionality via a multi-function switch and RJ45 jack.</p> <p>BEST SELLER!</p>
<p>6X4 Basic Value Combo Kit</p> 	EN1022	<p>Kit features a 14" enclosure with a screw-on cover and a 6x4 Basic Combo Module. The module allows distribution of up to four phone lines to up to six telephone outlets and incoming video signals to up to four television outlets.</p> <p>BEST SELLER!</p>
<p>6X6 Advanced Value Combo Kit</p> 	EN1023	<p>Kit features a 14" enclosure with a screw-on cover and a 6x6 Advanced Combo Module. The module allows distribution of up to four phone lines to up to six telephone outlets with available expansion for increased capacity. It also supports an optional On-Q Telecom Surge Protection Unit. The module also distributes incoming video signals to up to six television outlets. It supports most security systems by providing RJ-31x functionality via a multi-function switch and RJ45 jack.</p>
<p>12X8 Enhanced Value Combo Kit, Amplified</p> 	EN1024	<p>Kit includes a 14" enclosure with a screw-on cover and a 12x8 Enhanced Combo Module. The module allows distribution of up to four phone lines to up to 12 telephone outlets and incoming video signals to up to eight television outlets. High performance RJ45 telecom distribution jacks provide flexibility and convenience. It also supports an amplified video signal.</p> <p>Power supply included.</p>



COMBINATION MODULES



Description	Basic 9x6	Basic 11x8	Basic 6x6	Advanced 6x8	Basic 6x4	Enhanced 8x8	Basic 9x8
	BEST SELLER! 	BEST SELLER! 					
Part Number	364400-05	364400-10	364400-11	364400-12	364400-04	364400-13	364400-19
Telecom Outlets	9	11	6	6	6	8	9
Video Outlets	6	8	6	8	4	8	8
Video Amplifier	N	N	N	N	N	N	N
Telecom Connections	110 Punchdown	110 Punchdown	110 Punchdown	110 Punchdown	110 Punchdown	RJ45	110 Punchdown
RJ-31X Security Functionality	Y	N	N	Y	N	Y	Y
Surge	N	N	N	Y	N	N	N
Bridge Expansion	N	N	N	Y	N	N	N
Dimensions	5 1/8 x 6 1/2	5 1/8 x 6 1/2	5 1/8 x 6 1/2	5 1/8 x 6 1/2	5 1/8 x 6 1/2	5 1/8 x 6 1/2	5 1/8 x 6 1/2

ADDITIONAL COMBINATION MODULES

PRODUCT	PART #	DESCRIPTION
Advanced 6x6	364400-09	Distributes incoming signals to up to six phone outlets and six TV outlets.
Enhanced 8x8 Amplified w/ Security	364725-04	Supports distribution to eight phone outlets and eight TV outlets.
Enhanced 12x8	364400-18	Supports distribution to 12 phone outlets and eight TV outlets.
Advanced 6x4	364400-07	Enables distribution to six phone outlets and four TV outlets.
Basic 6x8	364400-21	Supports signal distribution to up to six phone outlets and eight TV outlets.
Basic 9x8 Amplified w/ Security	364725-02	Enables distribution to nine phone outlets and eight TV outlets.
Enhanced 12x8 Amplified	364725-05	Enables distribution to 12 phone outlets and eight TV outlets.
Basic 11x4	364400-20	Supports distribution to 11 phone outlets and four TV outlets.
Basic 11x8 Amplified	364725-03	Enables distribution to 11 phone outlets and eight TV outlets.
Advanced 6x8 Amplified	364725-01	Supports distribution to six phone outlets and eight TV outlets.



PHONE/DATA MODULE

PRODUCT	PART #	DESCRIPTION	DIMENSIONS
Phone/Data 6-Port Module 	CO1000	Provides phone and data services to up to six rooms. Two phone lines and a 100 Mbps ethernet connection are supported over one Cat 5e cable connected to a wall outlet. Bracket included. Requires WP1000 Phone/Data Strap.	2.9" H x 6" W
PRODUCT	PART #	DESCRIPTION	DIMENSIONS
Phone/Data Strap 	WP1000-LA WP1000-WH	The phone/data strap gives homeowners the ability to distribute phone and data with one Cat 5 cable. It features an RJ45 jack and an RJ11 jack for up to two phone lines. One blank Keystone jack is included on the strap for expansion.	N/A

ACCESSORIES

PRODUCT	PART #	DESCRIPTION
Telecom Surge Conditioning Unit	364600-01	Unit provides surge protection for connected telephone equipment in the home. Designed to attach to the Telecom Service Conditioning Module (364599-01).
Security Interface Conditioning Unit	364602-01	Unit provides standard RJ-31X functionality, allowing security system to seize line one for outgoing calls to monitoring stations. Designed to plug into the Telecom Service Conditioning Module (364599-01).
DSL Splitter Conditioning Unit	364601-01	Unit provides separation of DSL to eliminate need for microfilters on all phone lines throughout the house. Features RJ45 output jacks for DSL service and telephone service. Designed to attach to the Telecom Service Conditioning Module (364599-01).
Data Surge Conditioning Unit	364598-01	Protects equipment connected to pairs one and two of an Ethernet network from transient voltage.
Telecom Service Conditioning Module	364599-01	Bracket enables mounting of telecom surge, security interface, DSL splitter and data surge conditioning units.
Modem Mounting Plate, Cable, Data Surge	364808-01	Mounts a cable modem inside an On-Q enclosure.
Modem Mounting Plate, Cable, No Surge	364808-02	Designed to be mounted in an On-Q enclosure with two tabs on one end and a locking tab on the other.
Modem Mounting Plate, DSL, No Surge	364808-11	Easily mounts a DSL modem inside an On-Q enclosure.
Modem Mounting Plate, DSL, Data Surge	364808-12	Provides a clean and organized solution for installing structured wiring.

COLOR OPTIONS



Light
Almond
LA


White
WH





Give your customers peace of mind.

From cameras to lighting controls, On-Q comfort products make your customers' homes respond to their needs and lifestyle.



COMFORT

Table of Contents

 Camera	118
 Lighting	125



Camera System

The On-Q camera system, now available in the new Studio style, enables homeowners to view their camera images via a convenient LCD console or on any TV. Each system can handle up to four weather-resistant cameras, and allows Internet monitoring when combined with an IP Video Server.





System Features and Benefits

- Up to four cameras per system
- Up to four LCDs or Video Displays per system
- Efficient Cat 5 installation
- Elegant, inconspicuous design
- Color cameras optimized for low light conditions
- Indoor or outdoor installations

COLORS

Camera



Brown
BR



Light
Almond
LA



White
WH

LCD Display



Gloss
Black
GB



Light
Almond
LA



Titanium
TI



White
WH

RELATED PRODUCTS



HA5000-XX
Studio LCD Console



HA5201-XX
TV Display Interface

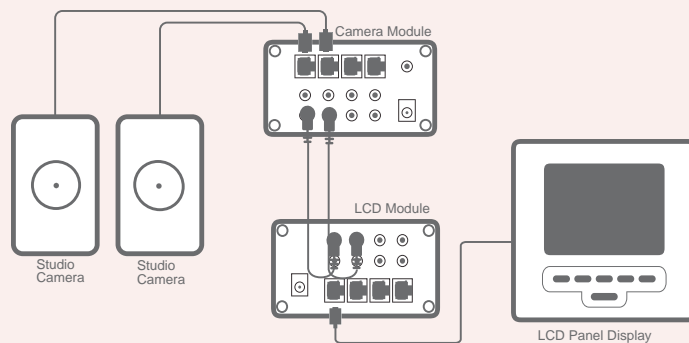


CM5002-XX
Ball Camera



CM5451-WH
Camera and LCD Kit

WIRING DIAGRAM



INSTALLATION AT-A-GLANCE CAMERA SYSTEM

1. Install the camera module and the LCD module in the On-Q enclosure.
2. Run a single Cat 5 cable from the camera module to each camera location.
3. Install the cameras in standard single gang boxes throughout the house, either in the wall or in the ceiling.
4. Run a Cat 5 cable from the LCD module to the location of the LCD console, installed in a standard triple gang box.
5. Connect a patch cable from the LCD module to the camera module.



CAMERA KITS

PRODUCT	PART #	DESCRIPTION						
<p>Ball Camera Kit</p> 	<p>CM7646</p>	<p>Featuring two ball cameras, this kit delivers a crisp video image over Cat 5 cable. The color cameras are optimized for low light conditions and are weatherproof, enabling outdoor installations. Each camera, available in the new Studio design, ships with both in-wall and in-ceiling mounting plates.</p> <p>Kit contains: 2 Ball Cameras 1 Camera Module 1 Modulator 1 Patch Cable 2 Power Supplies</p> <p>Requires part number CM1026 for audio use.</p>						
PRODUCT	PART #	DESCRIPTION						
<p>Category 5 Color Camera Kit</p> 	<p>CM7644</p>	<p>Give your homeowners peace of mind with this all-in-one camera kit. Featuring two color bullet cameras, the kit uses standard Cat 5 wire to deliver a crisp video image, audio, and power back to the wiring panel. Included cameras are weatherproof and good for indoor or outdoor applications.</p> <p>Kit Contains:</p> <table border="0"> <tr> <td>1 Camera Module</td> <td>1 Modulator</td> </tr> <tr> <td>2 Color Cameras</td> <td>2 Power Supplies</td> </tr> <tr> <td>1 Patch Cable</td> <td></td> </tr> </table> <p>Requires part number F7642 for audio use.</p>	1 Camera Module	1 Modulator	2 Color Cameras	2 Power Supplies	1 Patch Cable	
1 Camera Module	1 Modulator							
2 Color Cameras	2 Power Supplies							
1 Patch Cable								
PRODUCT	PART #	DESCRIPTION						
<p>Category 5 Black and White Camera Kit</p> 	<p>CM7645</p>	<p>This black and white camera kit features the same capabilities as the color camera kit, but in a more affordable package. Based on Cat 5 cabling, installation is cost effective and simple. Included cameras are weatherproof and good for indoor or outdoor applications.</p> <p>Kit Contains:</p> <table border="0"> <tr> <td>1 Camera Module</td> <td>1 Modulator</td> </tr> <tr> <td>2 Black & White Cameras</td> <td>1 Patch Cable</td> </tr> <tr> <td>2 Power Supplies</td> <td></td> </tr> </table> <p>Requires part number F7642 for audio use.</p>	1 Camera Module	1 Modulator	2 Black & White Cameras	1 Patch Cable	2 Power Supplies	
1 Camera Module	1 Modulator							
2 Black & White Cameras	1 Patch Cable							
2 Power Supplies								



CAMERA KITS

PRODUCT	PART #	DESCRIPTION						
<p>Ball Camera and LCD Kit</p> 	CM5451-WH	<p>Perfect for monitoring the front door, this kit includes one ball camera and one LCD console. Outfitted in the new Studio style, the LCD features a 7" high-resolution screen and can display up to four video inputs. The weatherproof camera includes auto day/night capabilities, delivering crisp color video by day and black and white video by night.</p> <p>Kit Contains: 1 Ball Camera 1 LCD Console 1 Camera Module 1 LCD Module 1 Patch Cable 2 Power Supplies</p> <p>Requires part number CM1026 for audio use.</p>						
<p>Front Door Camera/LCD Kit</p>  <p>1 Camera</p>	CM5406-WH	<p>With this front door camera kit, homeowners can monitor who's at the door without leaving their family room. Complete with a weatherproof bullet camera and an LCD display, this camera kit is the perfect solution for smaller installations.</p> <p>Kit Contains:</p> <table border="0"> <tr> <td>1 Camera Module</td> <td>1 Patch Cable</td> </tr> <tr> <td>1 Black & White Camera</td> <td>1 LCD Module</td> </tr> <tr> <td>1 LCD Console</td> <td>2 Power Supplies</td> </tr> </table> <p>Requires part number F7642 for audio use.</p>	1 Camera Module	1 Patch Cable	1 Black & White Camera	1 LCD Module	1 LCD Console	2 Power Supplies
1 Camera Module	1 Patch Cable							
1 Black & White Camera	1 LCD Module							
1 LCD Console	2 Power Supplies							
<p>Front and Back Door Camera/LCD Kit</p>  <p>2 Cameras</p>	CM5405-WH	<p>Monitor the patio and the front door with this two-camera kit. Based on Cat 5 wiring, the included cameras and LCD monitors are easy to install and easy to use. Camera images are viewable over the Internet or on a monitor at any time with additional equipment.</p> <p>Kit Contains:</p> <table border="0"> <tr> <td>1 Camera Module</td> <td>1 Patch Cable</td> </tr> <tr> <td>2 Black & White Camera</td> <td>1 LCD Module</td> </tr> <tr> <td>2 LCD Consoles</td> <td>2 Power Supplies</td> </tr> </table> <p>Requires part number F7642 for audio use.</p>	1 Camera Module	1 Patch Cable	2 Black & White Camera	1 LCD Module	2 LCD Consoles	2 Power Supplies
1 Camera Module	1 Patch Cable							
2 Black & White Camera	1 LCD Module							
2 LCD Consoles	2 Power Supplies							
<p>Whole House Camera/LCD Kit</p>  <p>4 Cameras</p>	CM5404-WH	<p>Make camera installation easy with this all-in-one kit that includes enough cameras and LCD displays to monitor the whole house. And, because the cameras are weatherproof, homeowners can monitor the patio too.</p> <p>Kit Contains:</p> <table border="0"> <tr> <td>1 Camera Module</td> <td>1 Patch Cable</td> </tr> <tr> <td>4 Black & White Camera</td> <td>1 LCD Module</td> </tr> <tr> <td>2 LCD Consoles</td> <td>2 Power Supplies</td> </tr> </table> <p>Requires part number F7642 for audio use.</p>	1 Camera Module	1 Patch Cable	4 Black & White Camera	1 LCD Module	2 LCD Consoles	2 Power Supplies
1 Camera Module	1 Patch Cable							
4 Black & White Camera	1 LCD Module							
2 LCD Consoles	2 Power Supplies							

COLOR OPTIONS



White
WH



CAMERAS



PRODUCT	PART #	DESCRIPTION	DIMENSIONS
Ball Camera 	CM5002-BR CM5002-LA CM5002-WH	Available in the new Studio style, the ball camera is an inconspicuous way to monitor a nursery, patio, or front door. Although it delivers crisp color video, it's also optimized for low light conditions to enable the best possible picture in all situations. The camera mounts in a standard single gang box and features a convenient RJ45 connection. It ships with studio style plates for both in-wall and in-ceiling installation and is easily installed via Cat 5 wiring.	5" H x 3" W (In-Wall) 6" dia (In-Ceiling)
Color Bullet Camera 	F2299	This color camera installs easily over Cat 5 wiring and can be viewed from any monitor in the home or over the Internet with the addition of an IP Video Server. It's also weatherproof, so monitoring the patio or the front door has never been easier.	4.5" H x 3" W x 0.75" D
Infrared Bullet Camera (Black & White) 	F2287	Featuring weatherproof design, the Infrared Bullet Camera allows monitoring even in low light conditions. Its unique mounting plate makes installation simple and efficient.	4.5" H x 3" W x 0.75" D
Black and White Bullet Camera 	F2284	As easily installed as the color bullet camera, the black and white camera is a cost-effective home security option.	4.5" H x 3" W x 0.75" D
Decorator Mount Mini Camera (Black & White) 	F2286-WH	This indoor mini camera fits perfectly in any décor and installs easily via Cat 5 wiring in a standard single gang box.	N/A
Category 5 Camera Module 	CM1011	This Cat 5-based camera module supports up to four On-Q cameras and allows on-board sequencing of up to four images. It is compatible with both the standard bullet cameras and the new ball cameras. Bracket included. Power supply required (see page 41).	3" H x 6.5" W

COLOR OPTIONS






CAMERA VIEWING PRODUCTS


PRODUCT	PART #	DESCRIPTION	DIMENSIONS
<p>LCD Console</p> 	<p>HA5000-GB HA5000-LA HA5000-TI HA5000-WH</p>	<p>This new 7" LCD Console features a high-resolution screen and can handle up to four video inputs, in addition to on-board sequencing of camera images. It mounts in a standard triple gang box and installs easily via Cat 5 wiring and a convenient RJ45 connection. Available in four attractive Studio colors, the LCD is the perfect way to monitor the front door or nursery from any room in the house.</p> <p>Also used as an interface for Unity (see page 60).</p>	<p>7" H x 7.5" W</p>
<p>LCD Module</p> 	<p>CM1010</p>	<p>The LCD Module allows easy integration with the On-Q camera system. It supports up to four LCD displays and four camera inputs. It also enables camera viewing via a TV with the TV Display Interface (HA5201-XX).</p> <p>Bracket included. Power supply required (see page 41).</p> <p>Not backwards-compatible with prior LCD (F2297-XX). Designed to support new LCD console (HA5000-XX) only.</p>	<p>3" H x 6.5" W</p>
<p>TV Display Interface</p> 	<p>HA5201-BK HA5201-LA HA5201-WH</p>	<p>This convenient strap enables camera viewing over the TV when connected to the LCD module. It can support viewing of up to four camera images, in addition to sequencing if desired. It installs in any decorator plate, and can be ganged with other home theater products behind the entertainment center.</p> <p>Ships with IR Target and Universal Remote.</p> <p>Also used as an Interface for Unity (see page 60).</p>	<p>4.2" H x 1.65" W</p>


COLOR OPTIONS





WEB CAMERA MONITORING

PRODUCT	PART #	DESCRIPTION	DIMENSIONS
 <p>IP Video Server</p>	CM1019	<p>The IP video server allows cameras to be viewed from anywhere in the world, without the need for additional software. It supports viewing of up to four cameras and includes four RCA to BNC cables and a mounting bracket.</p> <p>Allows cameras to be viewed on a cell phone, using third party apps.</p>	2.4" H x 4.75" W

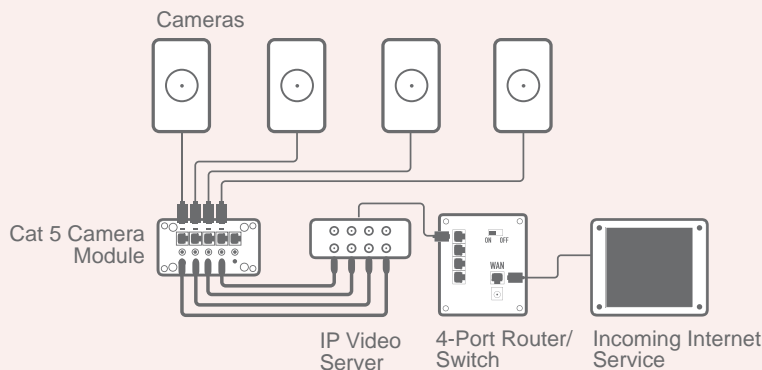
PRODUCT	PART #	DESCRIPTION	DIMENSIONS
 <p>4-Port 10/100 Basic Router/Switch</p>	DA1004	<p>This 4-port router allows a single high-speed internet connection (DSL/cable modem) to be shared among several computers. It features a built-in 4-Port 10/100 Switch, software-upgradeable Firmware and security firewall.</p> <p>Bracket included. Power supply required (see page 41).</p>	6" H x 6.5" W

ACCESSORIES

PRODUCT	PART #
RCA to RCA Patch Cable, 90 Degree	F2217
RCA to RCA "Y" Splitter Cable, 90 Degree	F2218
1 Channel Modulator	F1001
3 Channel Modulator	F1003
Bullet Camera Microphone	F7642
Category 5 Audio Cable, RJ45 to 4 RCA	F2221

PRODUCT	PART #
BNC to RCA Cables (5-Pack)	F2213
Yellow Y-Video Mini Patch Cable (1 ft)	CM1015
White Y-Audio Mini Patch Cable (1 ft)	CM1016
Yellow Video Mini Patch Cable (1 ft)	CM1017
White Audio Mini Patch Cable (1 ft)	CM1018
Ball Camera Microphone	CM1026

WIRING DIAGRAM



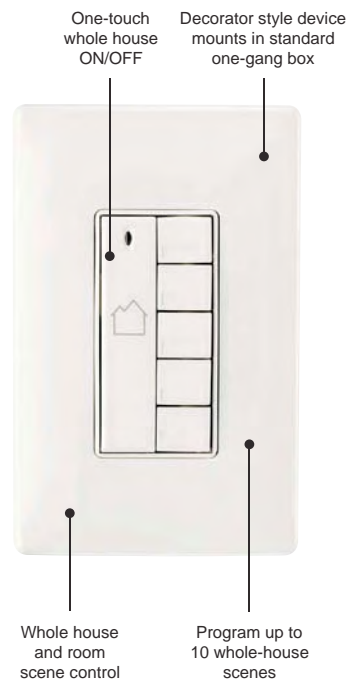
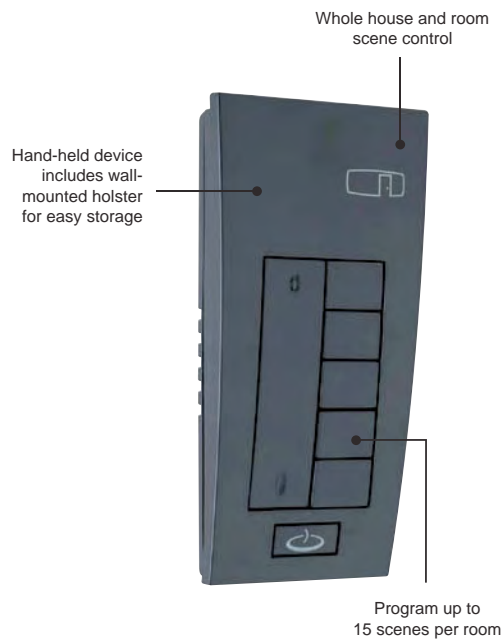
INSTALLATION AT-A-GLANCE WEB CAMERA MONITORING

1. Install the camera module in the On-Q enclosure.
2. Run a single Cat 5 cable from each camera location to the camera module.
3. Connect four RCA to BNC cables from the camera module to the IP Video Server.
4. Connect the IP Video Server to the 4-Port Router/Switch.
5. Connect an Ethernet cable from incoming Internet service to the 4-Port Router/Switch.



RF Lighting Control System


The RF Lighting Control System allows homeowners to control lights, ceiling fans and small appliances from anywhere in the home. The system can handle up to 127 rooms and 1,023 devices – making it the perfect lighting control system for any size home.



System Features and Benefits

- Whole house and room scene control
- Frequency-agile Radio Frequency (RF) wireless communications technology
- Increase control with RS232 and IR to RF interfaces
- Plug-in modules allow control of small appliances and table or floor lamps

COLORS






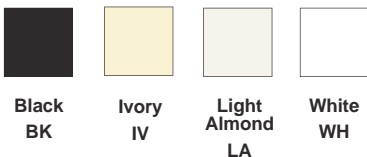
DIMMER SWITCHES

PRODUCT	PART #	DESCRIPTION	RATING
In-Wall Universal Dimmer 	NEW! LC2101-BK LC2101-IV LC2101-LA LC2101-WH	The In-Wall Universal Dimmer operates most dimmable lighting types, providing the ultimate in system flexibility.	600 W
In-Wall Incandescent Dimmer 	NEW! LC2102-BK LC2102-IV LC2102-LA LC2102-WH	Easily dim traditional incandescent bulbs with the In-Wall Incandescent Dimmer.	600 W
In-Wall Multi-Location 3-Way Controller 	NEW! LC2200-BK LC2200-IV LC2200-LA LC2200-WH	Provides convenient control from multiple access points when used in conjunction with any wireless switch or dimmer.	N/A
In-Wall 2000 W Box Dimmer 	NEW! LC2100	The box dimmer operates as a remove mounted dimmer for operating large lighting loads, and works in conjunction with multi-location controllers to provide true multi-way lighting.	2000 W

SWITCHES


PRODUCT	PART #	DESCRIPTION	RATING
In-Wall Switch 	NEW! LC2201-BK LC2201-IV LC2201-LA LC2201-WH	Perfect for controlling lights that don't need dimming, the In-Wall Switch can be included in scene programming for use with Room and Whole-House Scene Controllers.	800 W

COLOR OPTIONS








FAN SPEED CONTROLS

PRODUCT	PART #	DESCRIPTION	RATING
In-Wall Fan Speed Controller 	NEW! LC2103-BK LC2103-IV LC2103-LA LC2103-WH	This controller gives you four options for ceiling fan speed and includes a built-in de-hummer to reduce fan noise.	1.5 A

MASTER CONTROLS

PRODUCT	PART #	DESCRIPTION	RATING
In-Wall Whole House Scene Controller 	NEW! LC2301-BK LC2301-IV LC2301-LA LC2301-WH	This product allows lighting control for the entire home from any location.	N/A

PRODUCT	PART #	DESCRIPTION	RATING
In-Wall Room Scene Controller 	NEW! LC2302-BK LC2302-IV LC2302-LA LC2302-WH	Program up to five room scenes with this in-wall controller.	N/A

PRODUCT	PART #	DESCRIPTION	RATING
Hand-Held Whole House Scene Controller 	NEW! LC2351	This remote whole house controller can be programmed for up to five house scenes and a panic control.	N/A

PRODUCT	PART #	DESCRIPTION	RATING
Hand-Held Room Scene Controller 	NEW! LC2352	The hand-held room controller enables five room and individual load control.	N/A



PLUG-IN MODULES


PRODUCT	PART #	DESCRIPTION	RATING
Plug-In Lamp Module 	LC2150 	Control table and floor lamps up to 300 W with this plug-in module.	N/A
PRODUCT	PART #	DESCRIPTION	RATING
Plug-In Small Appliance Module 	LC2250 	Control small appliances, including coffee machines, radios, TVs and more with this plug-in module.	N/A

INTERFACES

PRODUCT	PART #	DESCRIPTION
RS232 to RF Interface 	LC2450 	Incorporate RS232-compliant home theater systems, computers and other devices by using this interface.
PRODUCT	PART #	DESCRIPTION
IR to RF Interface 	LC2453 	This interface uses signals from other devices like garage door openers to trigger whole-house scenes.
PRODUCT	PART #	DESCRIPTION
Room Scene Interface 	LC2452 	Use this interface to trigger room scenes when signals are sent from sensors and other devices.



INTERFACES

PRODUCT	PART #	DESCRIPTION
House Scene Interface 	NEW! LC2451	Use this interface to trigger whole house scenes when signals are sent from sensors or other devices.
Repeater & Away Emulator 	NEW! LC2353	Record the normal usage of lights throughout the home and play them back while homeowners are away with the Repeater & Away Emulator.
Wireless Key Fob 	NEW! LC2350	The Wireless Key Fob allows the lights to be turned on from a remote location, like the driveway. Visor Clip included.

TECHNICAL SPECIFICATIONS

DERATE DIMMERS AS FOLLOWS:

	SINGLE DIMMER	MAXIMUM CAPACITY	
		DIMMER AT END OF A MULTI-GANG	DIMMER IN MIDDLE OF A MULTI-GANG
Incandescent/Quartz Halogen	600 W	500 W	400 W
Magnetic Low Voltage	500 W	400 W	300 W
Electronic Low Voltage	500 W	400 W	300 W
Cold Cathode/Neon	500 W	400 W	300 W
Fluorescent:			
2-Wire	500 W	400 W	300 W
Compact Fluorescent	500 W	400 W	300 W



Easy to understand and simple to sell.

From a wide variety of upgrades to creative packages, we have a connected home

solution for every need and every budget.



Table of Contents

 Unity	132
 Entertainment	136
 Communications	142
 Comfort	148





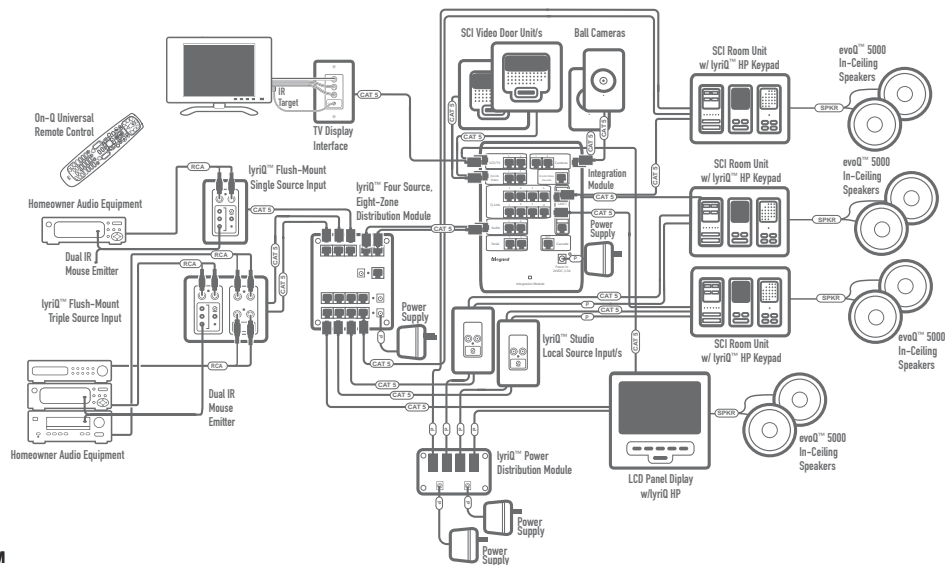
HIGH PERFORMANCE UNITY HOME SYSTEM

Amp up the Unity Home System with four rooms of high-performance audio, a full Selective Call Intercom System, four cameras, and two versatile viewing options.

HIGH PERFORMANCE UNITY / BILL OF MATERIALS

PRODUCT	PART #	QUANTITY	PAGE
Integration Module	HA6001	1	62
LCD Console w/ High-Performance lyriQ	HA5010--XX	1	64
24 VDC, 60 W Desk-Mount Power Supply	PW1060	4	39
TV Display Interface	HA5201-XX	1	123
Selective Call Room Unit	IC5000-XX	3	103
Selective Call Video Door Unit	IC5003-XX	2	102
lyriQ Four-Source, Eight-Zone Distribution Module	AU1002	1	71
lyriQ Flush-Mount Single Source Input	AU1004-WH	1	72
lyriQ Flush-Mount Triple Source Input	AU1011-WH	1	72
lyriQ High-Performance Keypad in Studio Design	AU5010-XX	3	73
lyriQ Local Source Input in Studio Design	AU5008-XX	2	72
lyriQ High-Performance Power Module	AU1001	1	39
Dual IR Mouse Emitter	F7425	2	73
Universal IR Target	AC1016	1	73
6.5" evoQ 5000 In-Ceiling Speaker	HT5650	8	87
6.5" In-Ceiling Pre-Construction Speaker Bracket	364672-02	4	89
Ball Camera	CM5002-XX	2	122
3-Gang Studio Wall Plate	WP5003-WH	3	32

HIGH PERFORMANCE UNITY / WIRING DIAGRAM





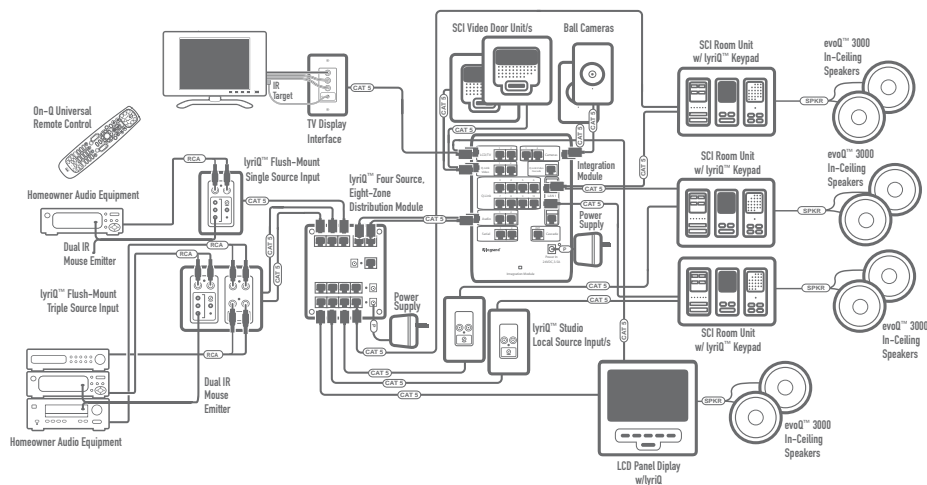
ULTIMATE UNITY HOME SYSTEM

Four sources of audio, four cameras and two viewing options give this system everything a homeowner needs to be connected in their home.

ULTIMATE UNITY / BILL OF MATERIALS

PRODUCT	PART #	QUANTITY	PAGE
Integration Module	HA6001	1	62
LCD Console w/ lyriQ	HA5009-XX	1	64
24 VDC, 60 W Desk-Mount Power Supply	PW1060	2	39
TV Display Interface	HA5201-XX	1	123
Selective Call Room Unit	IC5000-XX	3	103
Selective Call Video Door Unit	IC5003-XX	2	102
lyriQ Four-Source, Eight-Zone Distribution Module	AU1002	1	71
lyriQ Flush-Mount Single Source Input	AU1004-WH	1	72
lyriQ Flush-Mount Triple Source Input	AU1011-WH	1	72
lyriQ Keypad in Studio Design	AU5009-XX	3	73
lyriQ Local Source Input in Studio Design	AU5008-XX	2	72
Dual IR Mouse Emitter	F7425	2	73
Universal IR Target	AC1016	1	73
6.5" evoQ 3000 In-Ceiling Speaker	MS3650	4	88
6.5" In-Ceiling Pre-Construction Speaker Bracket	364672-02	4	89
Ball Camera	CM5002-XX	2	122
3-Gang Studio Wall Plate	WP5003-WH	3	32

ULTIMATE UNITY / WIRING DIAGRAM





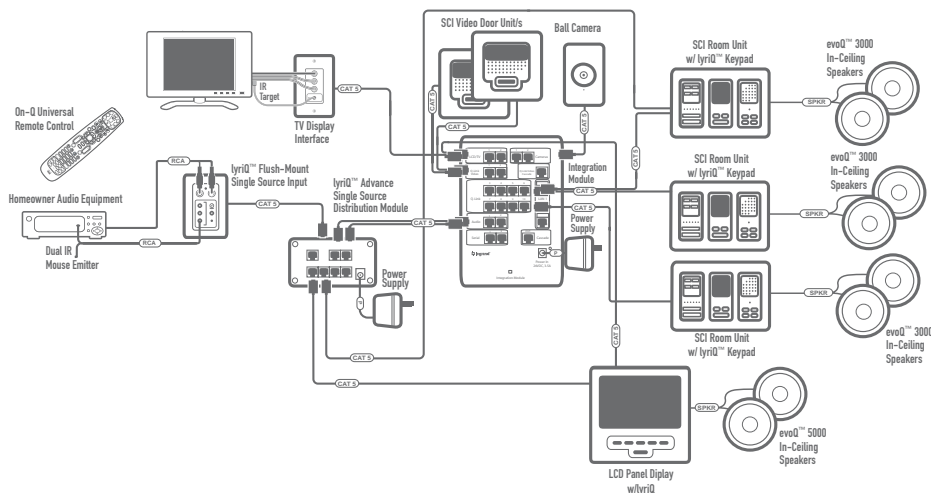
PREMIUM UNITY HOME SYSTEM

Expand the Basic Unity Home System to include one source of music in four rooms.

PREMIUM UNITY / BILL OF MATERIALS

PRODUCT	PART #	QUANTITY	PAGE
Integration Module	HA6001	1	62
LCD Console w/ lyriQ	HA5009-XX	1	64
24 VDC, 60 W Desk-Mount Power Supply	PW1060	2	39
TV Display Interface	HA5201-XX	1	123
Selective Call Room Unit	IC5000-XX	3	103
Selective Call Video Door Unit	IC5003-XX	2	102
lyriQ Advanced Single Source Distribution Module	AU1014	1	71
lyriQ Flush-Mount Single Source Input	AU1004-WH	1	72
lyriQ Keypad in Studio Design	AU5009-XX	3	73
6.5" evoQ 3000 In-Ceiling Speaker	MS3650	4	88
6.5" In-Ceiling Pre-Construction Speaker Bracket	364672-02	4	89
Ball Camera	CM5002-XX	1	122
3-Gang Studio Wall Plate	WP5003-WH	3	32

PREMIUM UNITY / WIRING DIAGRAM





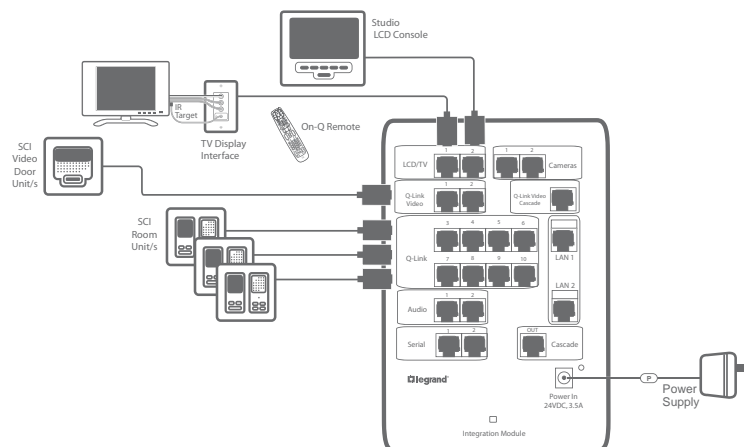
BASIC UNITY HOME SYSTEM

Help your homeowners experience truly integrated home systems with the Basic Unity Home System.

BASIC UNITY / BILL OF MATERIALS

PRODUCT	PART #	QUANTITY	PAGE
Integration Module	HA6001	1	62
LCD Console	HA5000-XX	1	64
24 VDC, 60 W Desk-Mount Power Supply	PW1060	1	39
TV Display Interface	HA5201-XX	1	123
Selective Call Room Unit	IC5000-XX	3	103
Selective Call Video Door Unit	IC5003-XX	1	102

BASIC UNITY / WIRING DIAGRAM





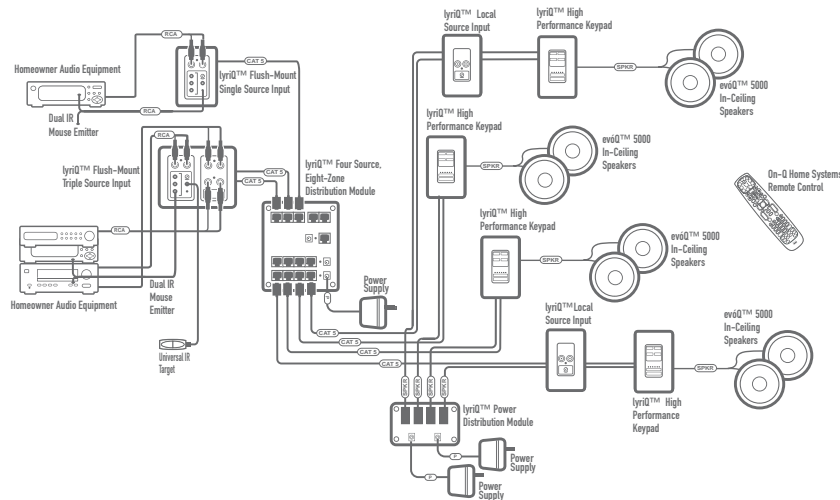
ULTIMATE MUSIC SOLUTION

Crank up the volume with this high performance audio solution. This solution lets homeowners entertain throughout the house without missing a single riff of their favorite high fidelity audio.

ULTIMATE MUSIC / BILL OF MATERIALS

PRODUCT	PART #	QUANTITY	PAGE
lyriQ High-Performance Keypad in Studio Design	AU5010-XX	4	73
lyriQ High-Performance Power Module	AU1001	1	39
lyriQ Flush-Mount Single Source Input	AU1004-XX	1	72
lyriQ Flush-Mount Triple Source Input	AU1011-XX	1	72
lyriQ Four-Source, Eight-Zone Distribution Module	AU1002	1	71
lyriQ Local Source Input in Studio Design	AU5008-XX	2	72
Home Systems Remote Control	AU1060	1	73
Dual IR Mouse Emitter	F7425	2	73
24 Volt, 2.5 Amp Power Supply	PW1060	3	39
evoQ 5000 6.5" In-Ceiling Speaker	HT5650	8	87
6.5" In-Ceiling Pre-Construction Speaker Bracket (2)	364672-02	4	89
Universal IR Target	F7426	1	73
1-Gang Studio Wall Plate	WP5001-XX	1	32
2-Gang Studio Wall Plate	WP5002-XX	1	32

ULTIMATE MUSIC / WIRING DIAGRAM





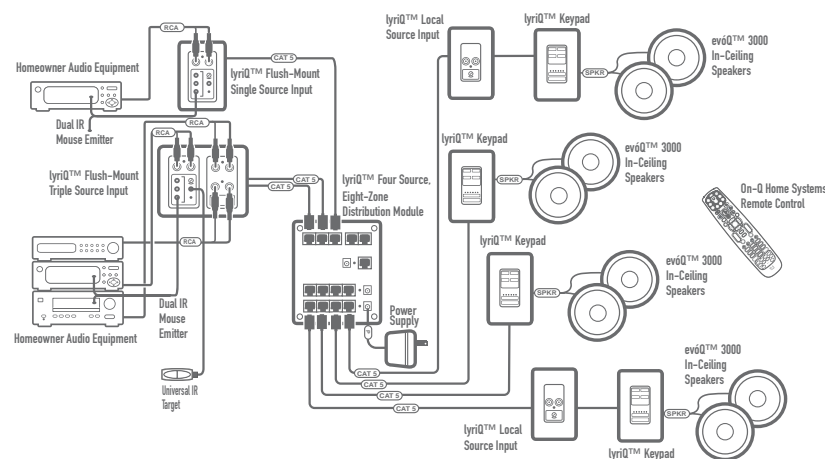
PREMIUM MUSIC SOLUTION

Now the family doesn't have to share the same music over the whole house system. Homeowners can listen to any one of four audio sources in up to eight different locations at the same time.

PREMIUM MUSIC / BILL OF MATERIALS

PRODUCT	PART #	QUANTITY	PAGE
lyriQ Keypad in Studio Design	AU5009-XX	4	73
lyriQ Flush-Mount Single Source Input	AU1004-XX	1	72
lyriQ Flush-Mount Triple Source Input	AU1011-XX	1	72
lyriQ Four-Source, Eight-Zone Distribution Module	AU1002	1	71
lyriQ Local Source Input in Studio Design	AU5008-XX	1	72
Home Systems Remote Control	AU1060	1	73
Dual IR Mouse Emitter	F7425	2	73
24 Volt, 2.5 Amp Power Supply	PW1060	1	39
evoQ 3000 6.5" In-Ceiling Speakers (Pair)	MS3650	4	88
6.5" In-Ceiling Pre-Construction Speaker Bracket	364672-02	4	89
Universal IR Target	F7426	1	73
2-Gang Studio Wall Plate	WP5002-XX	1	32
1-Gang Studio Wall Plate	WP5001-XX	1	32

PREMIUM MUSIC / WIRING DIAGRAM





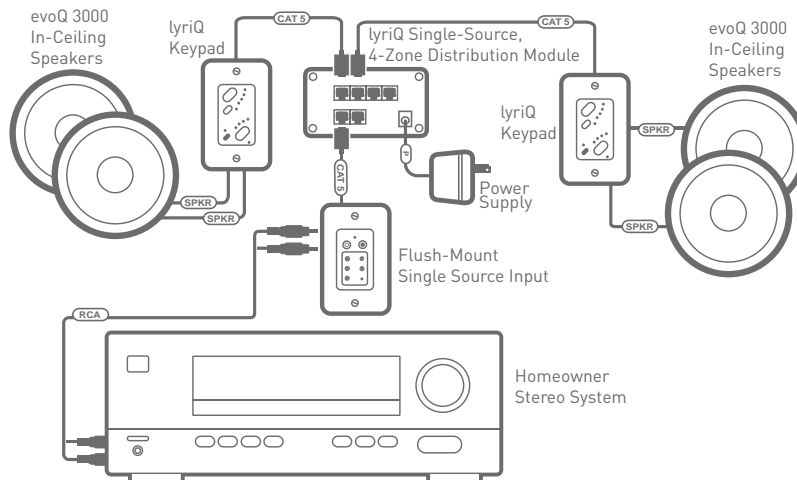
BASIC MUSIC SOLUTION

This affordable solution distributes crystal-clear sound through two rooms and includes a flush-mount single source input to provide high-quality audio without all the wires.

BASIC MUSIC / BILL OF MATERIALS

PRODUCT	PART #	QUANTITY	PAGE
lyriQ Keypad	AU7394-XX	2	78
lyriQ Flush-Mount Single Source Input	AU1004	1	72
lyriQ Single Source, 4-Zone Distribution Module	AU7396	1	80
evoQ 3000 6.5" In-Ceiling Speakers (Pair)	MS3650	2	88
6.5" In-Ceiling Pre-Construction Speaker Bracket	364672-02	2	89
24 V, 2.5 A Power Supply	PW1060	1	39
1-Gang, Decorator Wall Plate	WP1205-XX	3	31

BASIC MUSIC / WIRING DIAGRAM





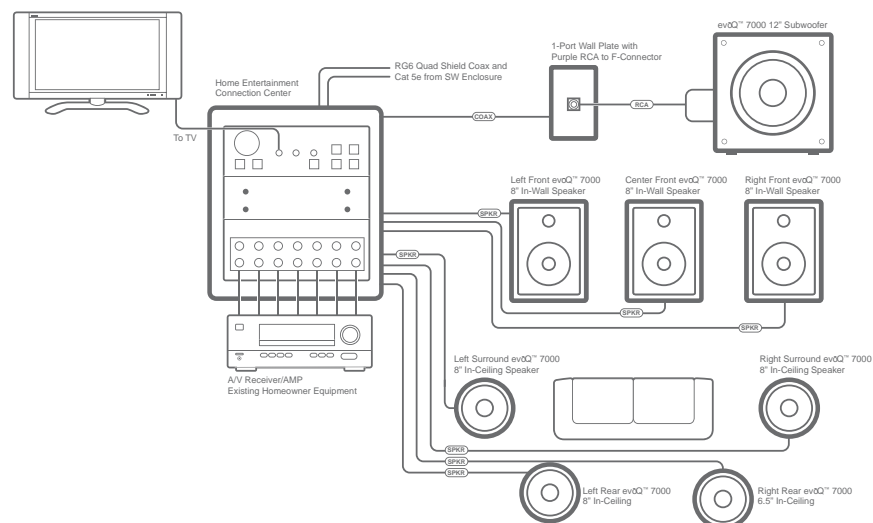
ULTIMATE 7.1 HOME THEATER SOLUTION

This ultimate solution provides the most amazing, realistic experience possible with seven top-of-the-line speakers designed specifically for home theaters and a powerful subwoofer that captures the full spectrum of sound.

ULTIMATE HOME THEATER / BILL OF MATERIALS

PRODUCT	PART #	QUANTITY	PAGE
Home Entertainment Connection Center	HT1000	1	92
evoQ 7000 8" In-Wall Speaker	HT7801	3	86
8" In-Wall Pre-Construction Speaker Bracket (Pair)	364675-02	2	89
evoQ 7000 8" In-Ceiling Speaker	HT7800	4	86
8" In-Ceiling Pre-Construction Speaker Bracket (Pair)	364673-02	2	89
evoQ 7000 12" Subwoofer	364671-01	1	86
1-Gang, 1-Port Wall Plate	WP3401-XX	1	31
Purple RCA to F Connector	WP3466-XX	1	38

ULTIMATE HOME THEATER / WIRING DIAGRAM





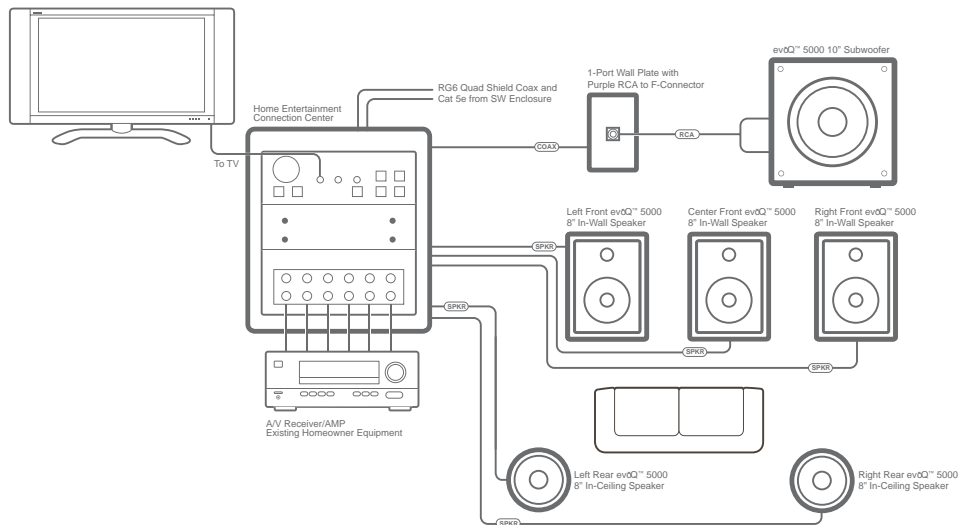
PREMIUM 5.1 HOME THEATER SOLUTION

This solution uses five speakers and a subwoofer to create exceptional sound effects that capture the full spectrum of sound and the deep, low tones that add full impact.

PREMIUM HOME THEATER / BILL OF MATERIALS

PRODUCT	PART #	QUANTITY	PAGE
Home Entertainment Connection Center	HT1000	1	92
evoQ 5000 8" In-Wall Speaker	HT5801	3	87
8" In-Wall Pre-Construction Speaker Bracket (Pair)	364675-02	2	89
evoQ 5000 8" In-Ceiling Speaker	HT5800	2	87
8" In-Ceiling Pre-Construction Speaker Bracket (Pair)	364673-02	1	89
evoQ 5000 10" Subwoofer	HT5104	1	87
1-Gang, 1-Port Wall Plate	WP3401-XX	1	31
Purple RCA to F Connector	WP3466-XX	1	38

PREMIUM HOME THEATER / WIRING DIAGRAM





BASIC 5.1 HOME THEATER SOLUTION

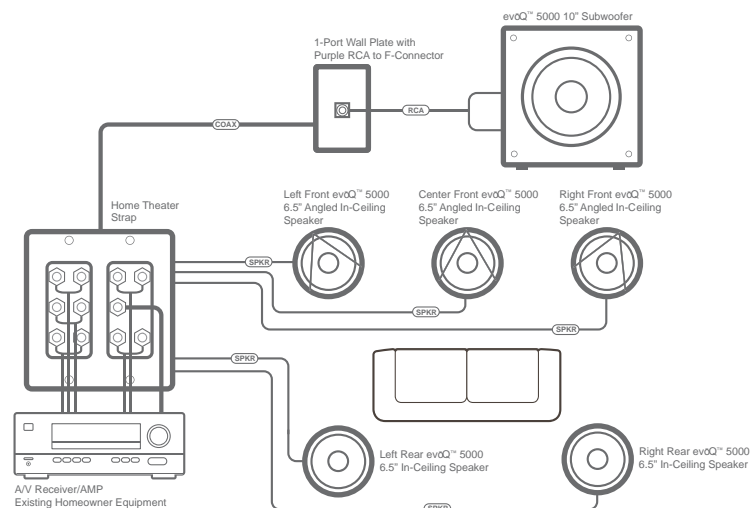
Both high performance and affordable, this basic solution includes five speakers and a subwoofer for a true home theater implementation.

BASIC HOME THEATER / BILL OF MATERIALS

PRODUCT	PART #	QUANTITY	PAGE
Home Theater Strap	F9004-XX	1	35
evoQ 5000 6.5" Angled In-Ceiling Speaker	HT5655	3	85
8" In-Ceiling Pre-Construction Speaker Bracket (Pair)*	364673-02	2	89
evoQ 5000 6.5" In-Ceiling Speaker	HT5650	2	87
6.5" In-Ceiling Pre-Construction Speaker Bracket (Pair)	364672-02	1	89
evoQ 5000 10" Subwoofer	HT5104	1	87
1-Gang, 1-Port Wall Plate	WP3401-XX	1	31
Purple RCA to F Connector	WP3466-XX	1	38

* evoQ 6.5" Angled In-Ceiling Speakers should be mounted in 8" In-Ceiling Brackets.

BASIC HOME THEATER / WIRING DIAGRAM





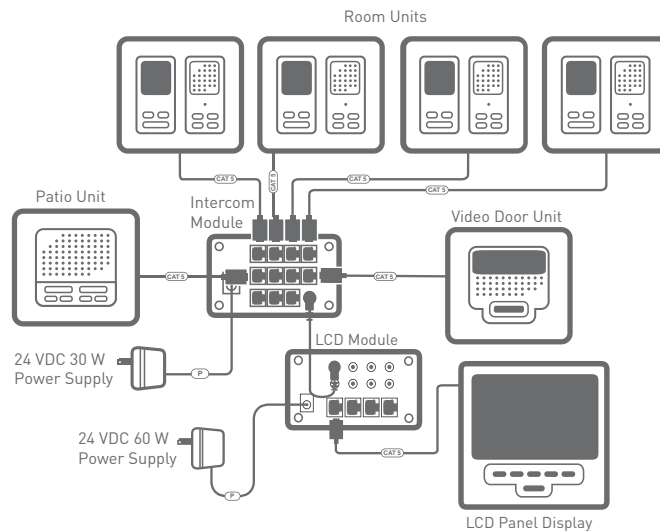
ULTIMATE INTERCOM SOLUTION

This high performance selective call intercom solution includes a front door camera and a wall-mounted LCD display for enhanced safety and security.

ULTIMATE INTERCOM / BILL OF MATERIALS

PRODUCT	PART #	QUANTITY	PAGE
Selective Call Intercom Module	IC5001	1	103
Selective Call Intercom Room Unit	IC5000-XX	4	103
Selective Call Intercom Patio Unit	IC5004-XX	1	103
Selective Call Video Door Unit	IC5003-XX	1	102
24 VDC 30 W Power Supply	PW1030	1	40
LCD Console	HA5000-XX	1	123
LCD Module	CM1010	1	123
RCA to RCA Patch Cable	CM1017	1	124
24 VDC, 60 W Power Supply	PW1060	1	39

ULTIMATE INTERCOM / WIRING DIAGRAM





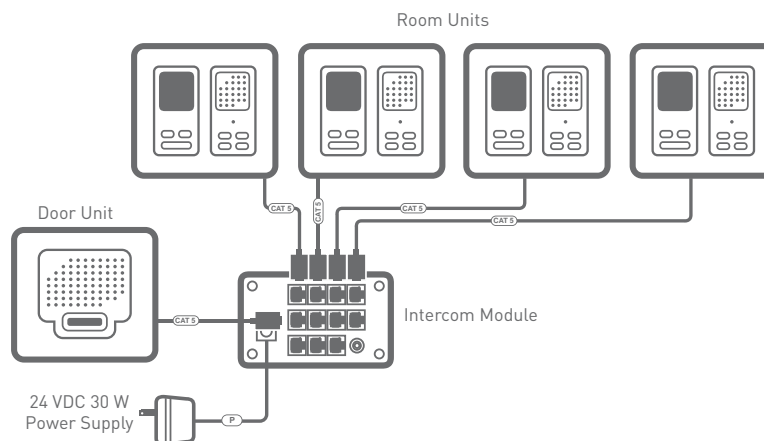
PREMIUM INTERCOM SOLUTION

Simplify home communication with this four-room selective call intercom solution.

PREMIUM INTERCOM / BILL OF MATERIALS

PRODUCT	PART #	QUANTITY	PAGE
Selective Call Intercom Module	IC5001	1	103
Selective Call Intercom Room Unit	IC5000-XX	4	103
Selective Call Intercom Door Unit	IC5002-XX	1	103
24 VDC 30 W Power Supply	PW1030	1	40

PREMIUM INTERCOM / WIRING DIAGRAM





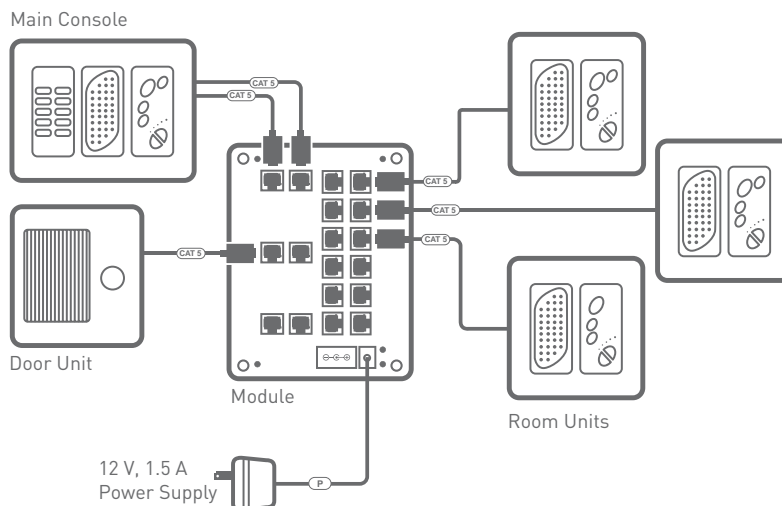
BASIC INTERCOM SOLUTION

Give your homeowners the ultimate in convenience with this affordable broadcast intercom system.

BASIC INTERCOM / BILL OF MATERIALS

PRODUCT	PART #	QUANTITY	PAGE
Broadcast Intercom Module & Main Console	IC1002-XX	1	106
Broadcast Intercom Room Unit	IC1004-XX	3	106
Broadcast Intercom Door Unit	F7596-XX	1	107
Broadcast Intercom Door Chime	F7601	1	107
12 VDC, 30 W Desk-Mount Power Supply	PW7725	1	40

BASIC INTERCOM / WIRING DIAGRAM





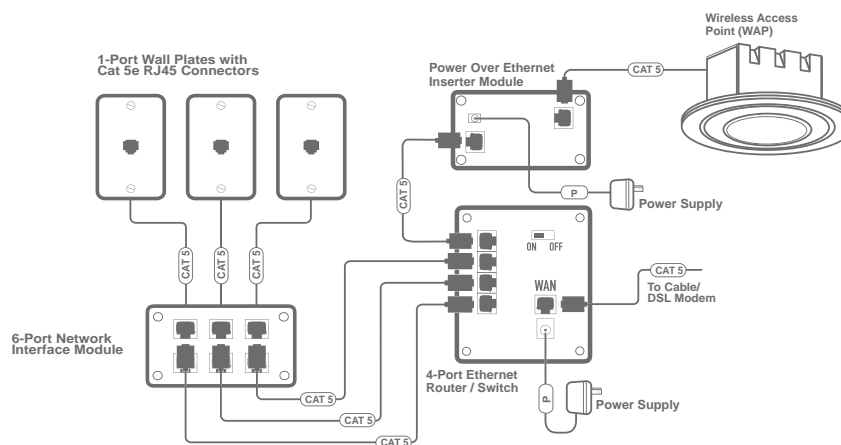
ULTIMATE HYBRID INTERNET SOLUTION

Combine the reliability of wired connections with the flexibility of wireless, including three outlets wired for secure high-speed Internet.

ULTIMATE HYBRID INTERNET / BILL OF MATERIALS

PRODUCT	PART #	QUANTITY	PAGE
4-Port Ethernet Router/Switch	DA1004	1	109
15 V, 400 mA Power Supply	F7760	1	40
6-Port Network Interface Module	AC1000	1	109
1-Gang, 1-Port Wall Plate	WP3401-XX	3	31
Cat 5e RJ45 Connector	WP3450-XX	3	37
Wireless Access Point, In-Ceiling	364887-01	1	108
Cat 5e RJ45 Jumper Assembly, 6 Inches	363201-27	4	43
Universal Mounting Plate	364904-01	1	30

ULTIMATE HYBRID INTERNET / WIRING DIAGRAM





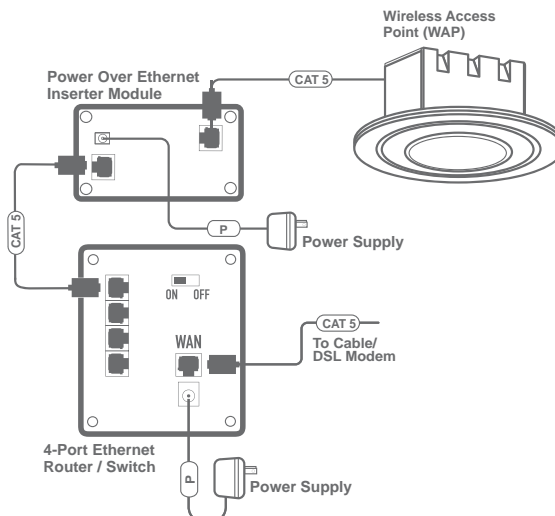
PREMIUM WIRELESS INTERNET SOLUTION

Convenience and mobility are available with the freedom to access the Internet virtually anywhere inside or outside the home.

PREMIUM WIRELESS INTERNET / BILL OF MATERIALS

PRODUCT	PART #	QUANTITY	PAGE
Wireless Access Point, In-Ceiling	364887-01	1	108
4-Port Ethernet Router/Switch	DA1004	1	109
15 V, 400 mA Power Supply	F7760	1	40
Cat 5e RJ45 Jumper Assembly, 6 Inches	363201-27	1	43

PREMIUM WIRELESS INTERNET / WIRING DIAGRAM





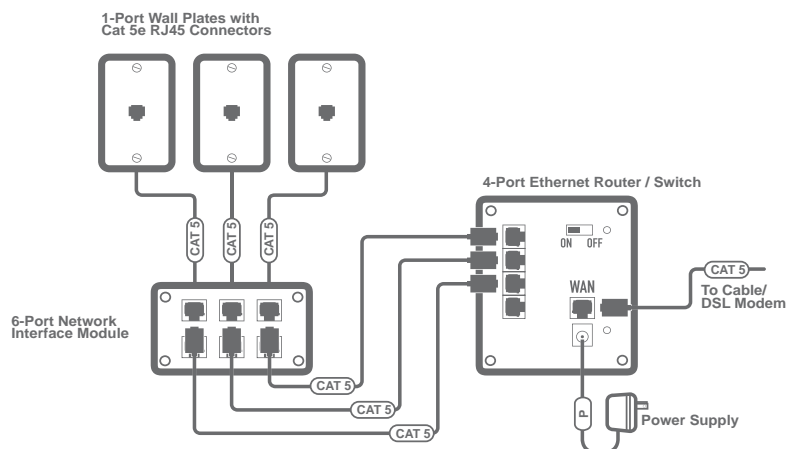
BASIC WIRED INTERNET SOLUTION

This solution facilitates traditional hard-wired networking plus file sharing and printer networking among three computers.

BASIC WIRED INTERNET / BILL OF MATERIALS

PRODUCT	PART #	QUANTITY	PAGE
4-Port Ethernet Router/Switch	DA1004	1	109
15 V, 400 mA Power Supply	F7760	1	40
6-Port Network Interface Module	AC1000	1	109
1-Gang, 1-Port Wall Plate	WP3401-XX	3	31
Cat 5e RJ45 Connector	WP3450-XX	3	37
Cat 5e RJ45 Jumper Assembly, 6 Inches	363201-27	3	43

BASIC WIRED INTERNET / WIRING DIAGRAM





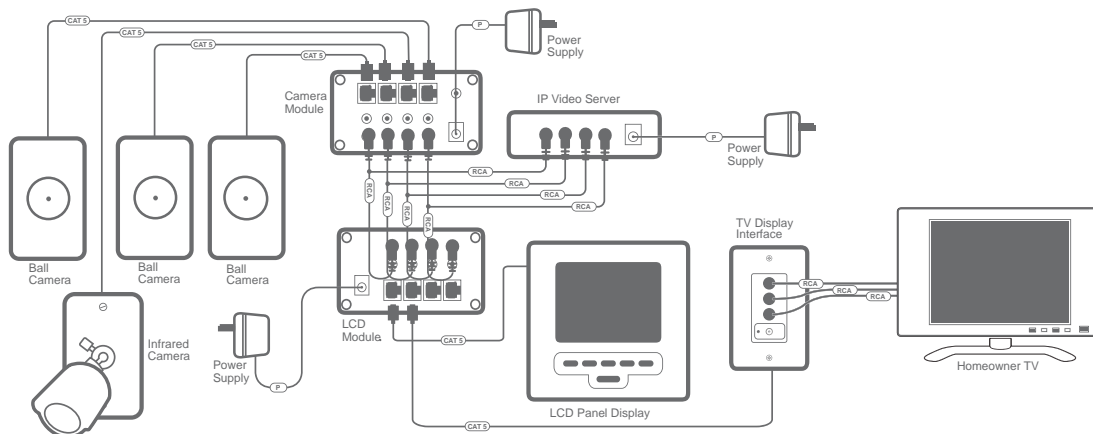
ULTIMATE CAMERA SOLUTION

This solution offers the ultimate in flexibility and security by including three cameras in the Studio style and an infrared bullet camera. It also includes three convenient camera viewing options.

ULTIMATE CAMERA / BILL OF MATERIALS

PRODUCT	PART #	QUANTITY	PAGE
Ball Camera	CM5002-XX	3	122
Cat 5 Camera Module	CM1011	1	123
12 VDC, 30 W Desk-Mount Power Supply	PW7725	1	40
IR Bullet Camera, BW	F2287	1	122
LCD Console	HA5000-XX	1	123
LCD Module	CM1010	1	123
24 VDC, 60 W Power Supply	PW1060	1	39
TV Display Interface	HA5201-XX	2	123
RCA to RCA Patch Cable	CM1017	4	124
RCA to RCA Y Splitter Cable	CM1015	4	124
IP Video Server	CM1019	1	124

ULTIMATE CAMERA / WIRING DIAGRAM





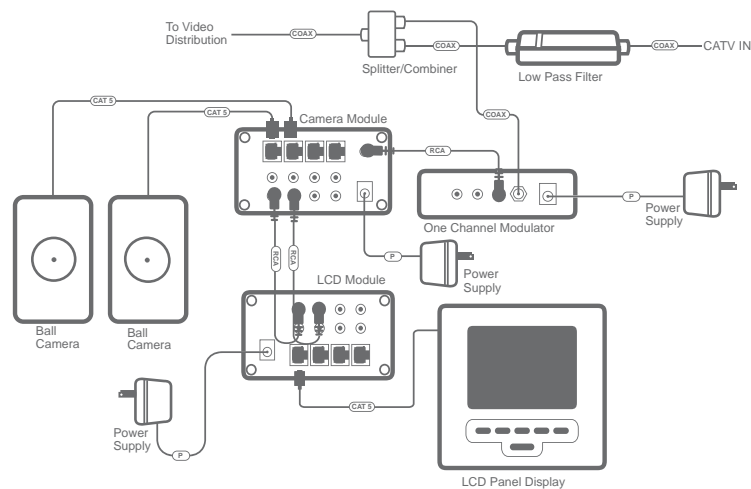
PREMIUM CAMERA SOLUTION

Two color cameras in the new Studio style paired with a convenient LCD display make this solution a premium option for home security.

PREMIUM CAMERA / BILL OF MATERIALS

PRODUCT	PART #	QUANTITY	PAGE
Ball Camera	CM5002-XX	2	122
Cat 5 Camera Module	CM1011	1	123
12 VDC, 30 W Desk-Mount Power Supply	PW7725	1	40
LCD Console	HA5000-XX	1	123
LCD Module	CM1010	1	123
24 VDC, 60 W Power Supply	PW1060	1	39
RCA to RCA Patch Cable	CM1017	3	124
Low Pass Filter, 5-750 MHz	364456-03	1	97
Frequency Agile Mono Modulator, 1 Channel	F1001	1	124

PREMIUM CAMERA / WIRING DIAGRAM





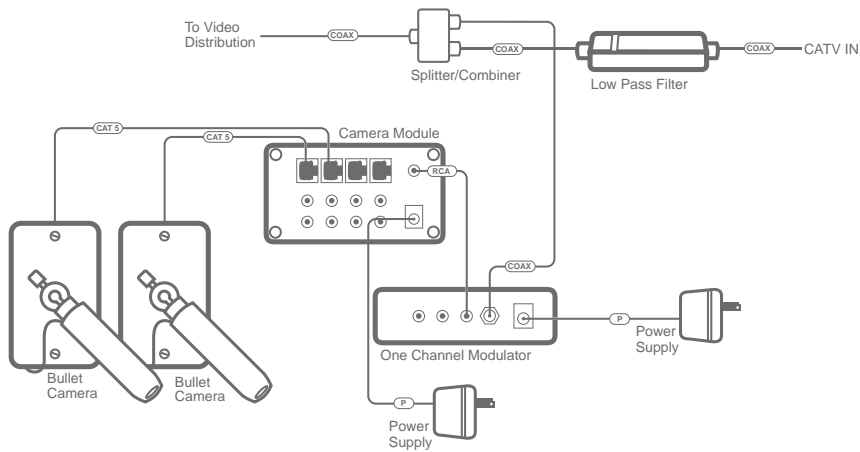
BASIC CAMERA SOLUTION

This basic solution lets homeowners install a camera wherever they need one, whether it's the front door or the baby's room.

BASIC CAMERA / BILL OF MATERIALS

PRODUCT	PART #	QUANTITY	PAGE
Bullet Camera, Color	F2299	2	122
Cat 5 Camera Module	CM1011	1	123
12 VDC, 30 W Desk-Mount Power Supply	PW7725	1	40
Frequency Agile Mono Modulator, 1 Channel	F1001	1	124
RCA to RCA Patch Cable	CM1017	1	124
Low Pass Filter, 5-750 MHz	364456-03	1	97

BASIC CAMERA / WIRING DIAGRAM





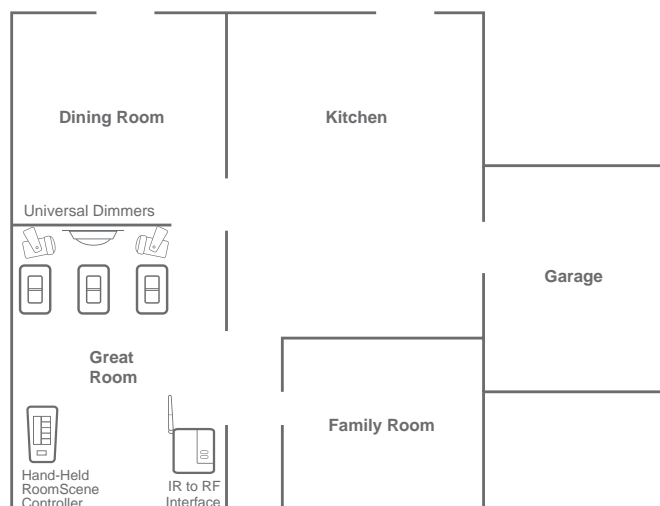
HOME THEATER LIGHTING SOLUTION

Hand-held or in-wall controls allows users to sit back, dim the lights, and start the show.

THEATER LIGHTING / BILL OF MATERIALS

PRODUCT	PART #	QUANTITY	PAGE
In-Wall Universal Dimmer	LC2101-XX	3	126
Hand-Held Room Scene Controller	LC2352	1	127
IR to RF Interface	LC2453	1	128

THEATER LIGHTING / WIRING DIAGRAM





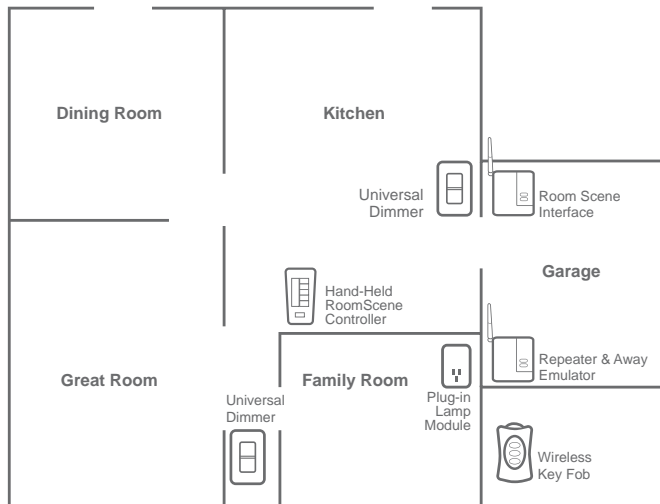
SAFETY LIGHTING SOLUTION

This solution allows a repeater to learn the lighting schedule in the home and repeat it when homeowners are away. The room scene interface integrates with the security system to turn lights on when the system is disarmed.

SAFETY LIGHTING / BILL OF MATERIALS

PRODUCT	PART #	QUANTITY	PAGE
In-Wall Universal Dimmer	LC2101-XX	2	126
Hand-Held Whole House Scene Controller	LC2351	1	127
Room Scene Interface	LC2452	1	128
Wireless Keyfob	LC2350	1	129
Repeater & Away Emulator	LC2353	1	129

SAFETY LIGHTING / WIRING DIAGRAM





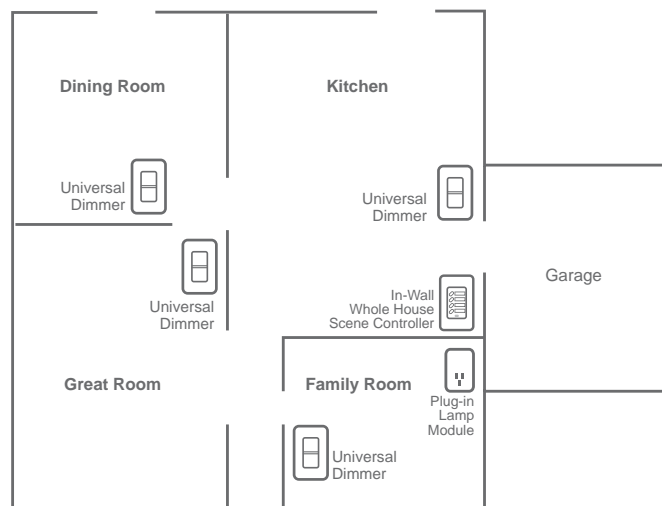
BASIC LIGHTING SOLUTION

This solution is the perfect entry level lighting control package, providing whole house scene selection at the press of a button.

BASIC LIGHTING / BILL OF MATERIALS

PRODUCT	PART #	QUANTITY	PAGE
In-Wall Universal Dimmer	LC2101-XX	4	126
In-Wall Whole House Scene Controller	LC2301-XX	1	127
Plug-In Lamp Module	LC2150	1	128

BASIC LIGHTING / WIRING DIAGRAM










Simplify your sales.

Take advantage of Legrand's professional training and innovative marketing to promote, educate and sell your customers on the benefits of home systems.



Table of Contents

 Installer Program	156
 Builder Program	158
 Marketing Tools	160



CUSTOM MARKETING FOR INSTALLERS

PRODUCT

Custom Web Pages



DESCRIPTION

Offer your customers the flexibility to find out more about their options when it's convenient for them. We make it possible with custom web pages that promote your company and link to the upgrades you offer. Just add a simple button to your company's website and we'll do the rest!

- We keep the product and upgrade information up-to-date.
- We display your company logo and contact information on every custom page.
- We help you market your services by selling our lifestyle solutions – product groupings that appeal specifically to homeowners.
- There's no cost to you!

Just contact us today or visit www.onqlegrand.com/dealerprogram to enjoy the ease and convenience of custom web pages.

PRODUCT

Custom Menus



DESCRIPTION

Sell your upgrades in a new and refreshing way with the On-Q Café menu. Our menu's familiar format presents our innovative, award-winning products as solutions that fulfill homeowners' desires. The solutions are formatted in "good, better, best" scenarios to offer a variety of options for any budget. And to personalize the options even further homeowners can choose exactly what they want from an a la carte section.

The menu is so functional and simple to read that it can be used in a wide variety of sales opportunities:

- Showrooms or selection centers
- Meetings with homeowners to determine upgrade options
- Initial meetings with builders to introduce available upgrade options
- Trade shows and other promotional events

Give the menu a try and you'll find that selling upgrades has never been easier!



BENEFITS FOR INSTALLERS

PRODUCT	DESCRIPTION
<p>Model Home Materials</p> 	<p>Learn about the easy way to sell upgrades. Our solutions are simple to sell because of how we present our products, and how we help you market them. We offer materials designed specifically to help you educate and sell your customers on the benefits of home systems, including:</p> <ul style="list-style-type: none"> • On-Q enclosure covers and showroom signs that advertise your business and our products • Custom literature and displays for use in model homes and selection centers • And much more <p>We're famous for our easy-to-use and effective marketing tools. We can help you boost sales starting right now – just log on to www.onqlegrand.com/dealerprogram to find out more.</p>
<p>Web Tools</p> 	<p>We've got the tools to maximize the return for both you and your homeowners. In addition to our custom web pages, we offer all kinds of web tools for our installer partners.</p> <p>Log on to www.onqlegrand.com/dealerprogram and you can find:</p> <ul style="list-style-type: none"> • Details on every one of our products, including specs and instruction sheets • Online training programs • Audio presentations on some of our newest products • Marketing literature that's ready to print • Lifestyle solution sections focused on how you can sell On-Q products to your customers • And much more <p>Installer partners can access these innovative web tools 24 hours a day. Just log on to www.onqlegrand.com/dealerprogram and we'll start helping you sell innovative technology upgrades right away.</p>
<p>15-Year Warranty Program</p>	<p>Our 15-Year Extended Warranty Program helps you register your homeowner's system. Your customers will rest easy knowing that their home system is protected by a 15-year warranty, and you'll be happy knowing that if they call us with a problem, we can track them in our system and direct them to contact you if they need further assistance.</p>
<p>Equipment Discount</p>	<p>Receive generous discounts on equipment and point-of-sale displays to help you increase your upgrades.</p>



BENEFITS FOR BUILDERS

PRODUCT

Point-of-Sale Displays



DESCRIPTION

Take advantage of our one-of-a-kind point-of-sale materials, including:

- On-Q enclosure covers available in multiple enclosure sizes
- Custom literature promoting your company and the solutions you're offering
- Take-one displays that keep technology upgrades front and center for the homebuyer
- And much more

We're famous for our simple and effective marketing materials available free to our Builder Partners. Log on to www.onqlegrand.com/builderprogram today to learn how you can raise your profits by selling home systems.

PRODUCT

Custom Web Pages



DESCRIPTION

Offer your customers the flexibility to find out more about their options when it's convenient for them. We make it possible with custom web pages that promote your company and link to the upgrades you offer. Just add a simple button to your company's website and we'll do the rest!

- We keep the product and upgrade information up-to-date.
- We display your company logo and contact information on every custom page.
- We help you market your services by selling our lifestyle solutions – product groupings that appeal specifically to homeowners.
- There's no cost to you!

Just contact us today or visit www.onqlegrand.com/builderprogram to enjoy the ease and convenience of custom web pages.



BENEFITS FOR BUILDERS

PRODUCT	DESCRIPTION
<p>Custom Menus</p> 	<p>Sell your upgrades in a new and refreshing way with the On-Q Café menu. Our menu's familiar format presents our innovative, award-winning products as solutions that fulfill homeowners' desires. The solutions are formatted in "good, better, best" scenarios to offer a variety of options for any budget. And to personalize the options even further homeowners can choose exactly what they want from an a la carte section.</p> <p>The menu is so functional and simple to read that it can be used in a wide variety of sales opportunities:</p> <ul style="list-style-type: none"> • Showrooms or selection centers • Meetings with homeowners to determine upgrade options • Trade shows and other promotional events <p>Give the menu a try and you'll find that selling upgrades has never been easier!</p>
PRODUCT	DESCRIPTION
<p>Builder Program</p> 	<p>We're passionate about creating home systems solutions for your homebuyers. And even more passionate about giving you the tools you need to sell them.</p> <p>Visit www.onqlegrand.com/builderprogram to check out our innovative suite of tools, including:</p> <ul style="list-style-type: none"> • Installation Guidelines – Ensure consistent installation and provide a "scope of work." • Specification Sheets – Provide a complete bill of materials to make ordering easy for purchasing. • Customizable Literature – We've done the hard work for you - many pieces are available to simply add your logo and let the sales begin. • Installer Locator – Easily see who our installation partners are in your area. • 15 Year Warranty – If your homeowners have a problem, they can call us - so you can rest easy. • Sales Support for you and your installers – Comprehensive training for all aspects of the sale. <p>Sign up today to see how we can help your bottom line!</p>






BROCHURES

PRODUCT	PART #	DESCRIPTION
<p>2009/2010 Product Catalog</p> 	1308064	Describes the complete On-Q product line along with all the innovative solutions available to homeowners.
<p>2009/2010 Product CD</p> 	1308065	Describes the complete On-Q product line along with all the innovative solutions available to homeowners. Also includes popular marketing literature such as the Home Systems folder.
<p>Tech Support Card</p> 	1307963	Convenient tear-off card includes wiring tips and technical support contact information.



BROCHURES

PRODUCT	PART #	DESCRIPTION
<p>Studio Collection Consumer Brochure</p> 	1308044	Showcases the technology, colors, and design of the innovative Studio Collection.
<p>Home Systems Folder</p> 	1307922-01	Consumer-friendly brochure with inserts, each one focusing on the benefits of a specific home system such as intercom, audio, camera, networking and more.
<p>Home Systems & Better Electrical Folder</p> 	1308056	Includes the same consumer-friendly inserts as above and includes an electrical card showcasing Pass & Seymour products.



CUSTOMER SERVICE

PRODUCT

Technical Support



DESCRIPTION

At Legrand, our focus on customers combined with our thorough understanding of every aspect of home systems results in unparalleled technical support. We provide free expert assistance to installers, distributors, builders and homeowners who purchase On-Q products.

As an installer or builder partner, we'll give you:

- Free access to highly trained technicians with over 15 years of On-Q product experience in infrastructure, audio, video, intercom, security, data networking, telecom, lighting, and home control.
- A searchable knowledge base continually updated with the latest product and case resolutions.
- Web case submittal and personalized viewing of all open cases as well as your past case resolutions.
- Bilingual support for Spanish-speaking members of your organization.
- Hands-on, step-by-step reproduction of your situation in our technical support lab for immediate troubleshooting.

Contact our technical support team Monday – Friday, 8 a.m. to 7 p.m., by dialing **1.800.321.2343** and choosing option one. Or, email us 24 hours a day at **onq.technicalsupport@onqlegrand.com**

PRODUCT

Customer Service



DESCRIPTION

We're proud of our reputation for superior customer service. Our dedicated customer service staff gives friendly, knowledgeable help and information to a wide variety of audiences, focusing primarily on homeowners and business partners.

Our customer service staff can help you with:

- Order processing
- Model Home
- Literature requests
- Warranty support
- Training information and registration
- Homeowner system registration
- Selection center displays

Contact our customer service department Monday – Friday, 8 a.m. to 5 p.m., by dialing **1.800.321.2343** and choosing option two. Or, email us 24 hours a day at **onq.customerservice@onqlegrand.com**



TRAINING

PRODUCT	DESCRIPTION
<p>On-Q Training</p>  	<p>Get CEDIA, NBFAA, and BICSI accreditation while you learn how to install On-Q products!</p> <p>Legrand introduces a convenient product training curriculum that includes the following topics:</p> <ul style="list-style-type: none"> • Key features and benefits of the product category • How to install the product as a system • How to configure the product to the specifications outlined in the course • Troubleshooting tips and techniques, and help resources • Any unique features, configuration and operational capabilities of the product <p>Legrand Installation Training courses are accredited with the following Continuing Education Credits:</p> <ul style="list-style-type: none"> • CEDIA • BICSI • NBFAA • Some single-state accreditation <p>Classes are available through a variety of distributor partners, industry trade shows and regional training opportunities. For a complete training schedule, please log onto www.onqlegrand.com/training.</p>
<p>Online Training</p> 	<p>Can't make a class? Take any one of the following courses on-line, at your own pace. This convenient curriculum is available 24 hours a day, 7 days a week by logging onto www.onqlegrand.com/training and clicking on "online training."</p> <p>Product Innovation for Better Installations Find out more about Legrand and our commitment to developing innovative, easy to install products for our customers.</p> <p>Camera Installation Training Learn how to install and configure this Cat 5-based system to deliver crisp video images via the Internet, TV or an LCD console.</p> <p>Multi-Room Audio Installation Training This course teaches effective installation techniques for our award-winning multi-room audio system.</p> <p>Broadcast Intercom Installation Training A comprehensive training featuring easy-to-follow rough-in to trim-out installation details for the inQUIRE Intercom System.</p> <p>Selective Call Intercom Installation Training See for yourself how easy it is to install and configure this stylish, user-friendly intercom system!</p> <p>Structured Wiring Installation Training Find out why structured wiring is the key to any home's technology foundation, and learn industry-standard installation techniques.</p> <p>Home Theater Installation Training Learn helpful configuration and troubleshooting techniques for proper installation of an On-Q home theater system.</p> <p>Data Installation Maximize your data system installation by learning easy-to-follow rough-in to trim-out details and troubleshooting tips.</p>
<p>Lifestyle Sales Training</p> 	<p>Want to increase your sales effectiveness? Legrand Lifestyle Sales training will help you do just that. If you meet directly with homebuyers to sell technology upgrades, you won't want to miss this course. Using a simple solution-based sales approach, we'll teach you an easy-to-follow five step process to greatly enhance your selling technique. Log onto www.onqlegrand.com/training for more information.</p>

INDEX BY PART NUMBERS



PART NO.	PAGE NO.	PART NO.	PAGE NO.	PART NO.	PAGE NO.
AU1000- XX	78	D		F2287	122
AU1001	39 , 132, 136	DA1004	62, 109, 124	F2299	122
AU1002	62, 71, 80, 132, 133, 136, 137	DC-PDM5	56	F7642	124
AU1003-XX	76	DA1002	109	F1001	149, 150
AU1004-XX	72, 79 , 132, 133, 134, 136, 137, 138	DA1004	145, 146, 147	F2287	148
AU1005-XX	76	DA1008	109	F2299	150
AU1006-XX	76	E		F7425	132, 133, 136, 137
AU1011-XX	72 , 79, 132, 133, 136, 137	EN1021	113	F7426	136, 137
AU1012-XX	77	EN1022	113	F7596-XX	144
AU1014	62, 71, 80, 134	EN1023	113	F7601	144
AU1021-XX	76	EN1024	113	F7760	145, 146, 147
AU1022	73, 78	EN1400	24	F9004-XX	141
AU1023	63, 73, 78	EN1420	24	F2242	27, 29
AU1060	73, 81, 136, 137	EN1450	24	F2249	29
AU5008-XX	72, 132, 133, 136, 137	EN1480	24	F2250	29
AU5009-XX	73	EN1485	26	F7505	27
AU5009-xx	133, 134, 137	EN2000	24	F7506	27
AU5010-XX	73, 132, 136	EN2020	24	F7507	27
AU5514-WH	71	EN2050	24	F7510	29
AU5544-WH	71	EN2060	24	F7715	40
AU5644-WH	70	EN2080	24	F7717	29
AU5646-WH	70	EN2085	26	F7752	27
AU7394-XX	78, 138	EN2085	26	F7754	27
AU7395- XX	77	EN2800	25	F7756	27
AU7396	71, 80, 138	EN2820	25	F7804	28
AU7400- XX	77	EN2850	25	F7809	28
C		EN2860	25	F8010	27
CE-1410	46	EN2880	25	F8030	27
CE-4405	46	EN2885	26	F8031	27
CM1010	63	EN4200	25	F8032	27
CM1011	63	EN4220	25	F8033	27
CO1000	115	EN4250	25	F9001	29
CX-1x8	53	EN4260	25	F9004-BK	35
CX16A-PS	56	EN4280	25	F9005-BK	35
CX-AMP1x8	53	EN4285	26	F9006-BK	35
CX-AMP8.2KIT	54	F		H	
CX-AMP16	54	F7398	72, 79	HA5000-XX	64, 123, 135, 142, 148, 149
CX-AMP16KIT	55	F7399-XX	78	HA5009-XX	64, 133, 134
CXBLANK-S	56	F7417-XX	79	HA5010-XX	64, 132
CM1010	123, 142, 148, 149	F7425	73, 81	HA5201-xx	64 , 123, 132, 133, 134, 135, 148
CM1011	122, 148, 149, 150	F7428	72, 79	HA6001	62 , 132, 133, 134, 135
CM1015	124, 148	F7630	96	HT1000	92, 139, 140
CM1016	124	F9004-XX	81	HT2001-WH-V1	92
CM1017	124, 142, 148, 149, 150	F9005-XX	81	HT5104	87, 140, 141
CM1018	124, 148	F9006-XX	81	HT5157	84
CM1019	124	F7521-XX	107	HT5650	87, 132, 136, 141
CM1026	124	F7596-XX	107	HT5655	85, 141
CM5002-XX	122, 132, 133, 134, 148, 149	F7601	107	HT5800	87, 140
CM5404-WH	121	F7641-XX	107	HT5801	87, 140
CM5405-WH	121	F9018- XX	107	HT7124	86
CM5406-WH	121	F1001	124	HT7157	84
CM5451-WH	121	F1003	124	HT7650	86
CM7644	120	F2213	124	HT7651	86
CM7645	120	F2217	124	HT7652	86
CM7646	120	F2218	124	HT7653-WH	86
		F2221	124	HT7655	85
		F2284	122	HT7800	86, 139
		F2286-WH	122	HT7801	86, 139



INDEX BY PART NUMBERS

PART NO. PAGE NO.

I

IC5001	63
IC1000	107
IC1001	107
IC1002-XX	106
IC1004-XX	106
IC1400-XX	106
IC5000-XX	103, 132, 133, 134, 135, 142, 143
IC5001	103, 142, 143
IC5002-XX	103, 143, 144
IC5003-XX	102, 132, 133, 134, 135, 142
IC5004-XX	103, 142, 144
IC5006-XX	103
IC5400-XX	102

L

LC2100	126
LC2101-XX	126, 151, 152, 153
LC2102-XX	126
LC2103-XX	127
LC2150	128, 153
LC2200-XX	126
LC2201-XX	126
LC2250	128
LC2301-XX	127, 153
LC2302-XX	127
LC2350	129, 152
LC2351	127, 152
LC2352	127, 151
LC2353	129, 152
LC2450	128
LC2451	129
LC2452	128, 152
LC2453	128, 151

M

MS1650	89
MS3523-XX	88
MS3650	88, 133, 134, 137, 138
MS3651	88
MS3652	88
MS3800	88

P

PW1006	40
PW1010	39
PW1030	40, 142, 143
PW1060	39, 132, 133, 134, 135, 136, 137, 138, 142, 148, 149
PW1100	40
PW1120	39
PW1240	39
PW7725	40, 144, 148, 149, 150

PART NO. PAGE NO.

T

TCF2-400	57
TCF5-100	57
tecLAN16x1B	51
tecLAN16B	51
tecLAN4B	49
tecLAN8B	50
tecLAN8x1B	50
tecLAN8x1UB	50
TECPOD1X2	48
TECPOD810	48
TP-IN4RS.1	52
TP-KSU8	52
TP-KSU624	57
TP-KSU1232	57
TP-TBM10	52
TP-TXM10	52
TRS428/828	49
TM1475	112
TM1478	112
TM7553	112
TM7554	112
TM7556	112
TM7560	112

U

UX-100	47
UX-101	47
UX-205	56
UX-420	47
UX-430	47
UX-750	47
UX-751	47
UX-2551	57
UX-3540	47

V

VM1000	95
VM1001	95
VM1002	95
VM7632	96
VM7634	96
VM7640	96

W

WP1000-XX	115
WP1010-XX	35
WP1011-XX	35
WP1014-WH	35
WP1194-XX	31
WP1205-XX	31, 138
WP1207-XX	31
WP1208-XX	31
WP2001-WH-10	36
WP2002-WH	36
WP3210-XX	36
WP3211-XX	36
WP3212-XX	31

PART NO. PAGE NO.

WP3220-XX	36
WP3401-XX	31, 139, 140, 141, 145, 147
WP3402-XX	31
WP3403-XX	31
WP3404-XX	31
WP3406-XX	31
WP3409-WH	34
WP3410-BK	34
WP3411-BK	34
WP3412-BK	34
WP3413-BK	34
WP3414-BK	34
WP3416-BK	34
WP3422-BK	36
WP3425-BK	37
WP3450-BE	37
WP3450-XX	145, 147
WP3451-BK	37
WP3455-BK	38
WP3456-BK	38
WP3457-BK	38
WP3458-BK	37
WP3460-BE	37
WP3461-BK	38
WP3462-BK	38
WP3463-BK	38
WP3464-BK	38
WP3465-BK	38
WP3466-XX	38, 139, 140, 141
WP3467-XX	36
WP3479-XX	37
WP3480-XX	37
WP3481-XX	37
WP3482-XX	37
WP3501-WH	34
WP3502-WH	34
WP3550-XX	37
WP3560-XX	37
WP5001-XX	32, 136, 137
WP5002-XX	32, 136, 137
WP5003-XX	32, 132, 133, 134
WP5004-XX	32

Y

YDC1	56
------	----



USA:
Legrand
301 Fulling Mill Road, Suite G
Middletown, PA 17057
(800) 321-2343

Canada:
Legrand
570 Applewood Crescent
Vaughan, On L4K 4B4
(905) 738-9195

www.onqlegrand.com

©2009 by Legrand. All Rights Reserved.
Part # 1308064 20m-KP/QB-08/09