



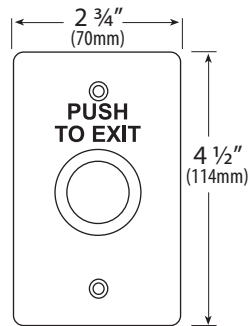
CM-9600 AND CM-9610 SERIES ILLUMINATED PIEZO PUSH SWITCHES



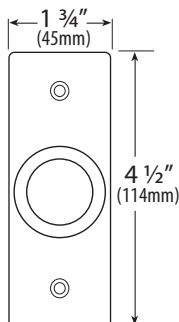
CM-9600/7



CM-9610



CM-9600/7



CM-9610

FEATURES

- SINGLE GANG & NARROW FACEPLATES
- RED AND/OR GREEN ILLUMINATION
- FAIL SAFE/ FAIL SECURE SELECTABLE
- N/O + N/C OUTPUTS
- INTEGRATED 40 SECOND ADJUSTABLE TIMER
- 12/24 VDC
- RUGGED STAINLESS STEEL FACEPLATES
- AVAILABLE WITH VARIOUS LOGOS, WORDS, LANGUAGES
- LIFETIME WARRANTY

DESCRIPTION

Camden Door Controls, CM-9600 and CM-9610 Series flush mount illuminated piezo push switches offer high visibility and weather/vandal resistance. The units feature a heavy duty stainless steel faceplate and adjustable 40 second timer.

The CM-9600 is single gang (2 3/4") width and the CM-9610 is only (1 3/4") wide, perfect for door frames or narrow areas. The large 1" round diameter button is easy to activate. Illumination and power relay is 12 to 24V DC.

Switch illumination is jumper selectable for On, Off and Red, Green or non-lit operation. Field selectable for N/O, N/C contacts and fail safe/fail secure operation.

APPLICATION

CM-9600 and CM-9610 illuminated piezo push switches are designed for use where high visibility and vandal resistance is required to control automatic doors, handicap door operators, electric locks, electromagnetic locks, electric strikes and motors. They may also be used for shunting, bypassing alarms, request to exit and other applications.

ARCHITECTS/ENGINEERS SPECIFICATIONS

Piezo push switch controls to be used throughout the site, or complex will be supplied exclusively by Camden Door Controls. The CM-9600 and CM-9610 Series illuminated piezo push switches shall be used for all flush mount applications.

The illuminated piezo push switches shall offer high viability and weatherproof/vandal resistant design and feature a heavy duty stainless steel faceplate and adjustable 40 second timer. Illumination and power relay shall be 12 to 24 VDC. Piezo push switches illumination shall be jumper selectable for On/Off and Red/Green/None operation. The units shall also offer field selectable N/O, N/C contacts, rated 2amps @ 30 VDC, and fail safe/fail secure operation.

ILLUMINATED PIEZO PUSH SWITCHES

ELECTRIC SPECIFICATIONS

ILLUMINATION COLOR:	NONE, RED, GREEN, RED/GREEN
OPERATING TEMP.:	- 40F TO +180F - 40C TO +82C
DIMENSIONS:	SINGLE GANG: 4 1/2"H x 2 3/4"W x 1 1/2"D (114mm x 70mm x 38mm) NARROW JAMB: 4 1/2"H x 1 3/4"W x 1 1/2"D (114mm x 45mm x 38mm)
OPERATING VOLTAGE:	12 TO 24V DC
TIME DELAY:	1-40 SECONDS
CONTACT RATING:	2 AMPS @ 30V DC
CONTACT LIFE:	200,000 @ RATED CAPABILITY

ORDERING INFORMATION

MODEL	DESCRIPTION
CM-9600:	ILLUMINATED PIEZOELECTRIC PUSH BUTTON, BLANK
CM-9610:	ILLUMINATED PIEZOELECTRIC PUSH BUTTON, BLANK

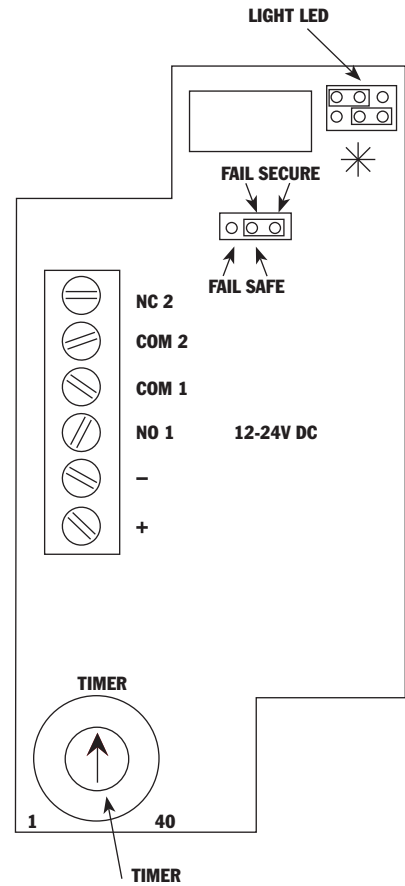
FOR FACEPLATE GRAPHICS, ADD:

(ADD SUFFIX TO ANY 'BLANK' MODEL)

- /3 'PUSH TO OPEN'
- /3F 'POUSSEZ POUR OUVRIR'
- /3S 'EMPUJE PARA ABRIR'
- /7 'PUSH TO EXIT'
- /7F 'POUSSEZ POUR SORTIR'
- /8 'PUSH TO LOCK'
- /E 'EXIT'

REMOTE ACTIVATION / CONTROL

CM-9600/C CABLE FOR REMOTE ACTIVATION/CONTROL OF SWITCH LED



Control of the LED's can be accomplished remotely, by removal of the two 'LED' Jumpers, and insertion of Camden CM-9600C Harness Assembly. Then simply closing the appropriate open circuit will change the LED color. See Instruction Manual for more details.